



## Bibliology

### *How to Study the Bible*

The Doctrine of Inspiration

Biblical Culture

Biblical Interpretation

Survey of Old and New Testaments

Intro to Bible Study Tools

Hermeneutics

Typology

Five-Step Bible Study Method

Village Missions  
Contenders Discipleship Initiative

# Bibliology and How to Study the Bible

## Local Instructor Guide

TRAINING MODULE SUMMARY	
Course Name	Bibliology and How to Study the Bible
Course Number in Series	1
Creation Date	September 2014
Created By:	Ron Sallee
Lasted Date Modified	January 2021
Version Number	5.3

**Copyright note:**

The Contenders program is provided free of charge and it is expected that those who receive freely will in turn give freely. Permission for non-commercial use is hereby granted but re-sale is prohibited.

Contenders Bible School was a tuition-free two-year ministry equipping program started in 1995 by Pastor Ron Sallee at Machias Community Church, Snohomish, WA. It is now run as a tuition-free online equipping ministry by Village Missions. The full Contenders Discipleship Initiative program with pdf copies of this guide and corresponding videos can be found at [www.vmcontenders.org](http://www.vmcontenders.org).

Copyright is retained by Village Missions with all rights reserved to protect the integrity of this material and the Village Missions Contenders Discipleship Initiative.

**Contenders Discipleship Initiative Disclaimer**

The views and opinions expressed in the Contenders Discipleship Initiative courses are those of the instructors and authors and do not necessarily reflect the official position of Village Missions. The viewpoints of Village Missions may be found at [www.villagemissions.org/doctrinal-statement](http://www.villagemissions.org/doctrinal-statement)

Village Missions may be found at [www.villagemissions.org/doctrinal-statement](http://www.villagemissions.org/doctrinal-statement)

LOCAL INSTRUCTORS using the CDI in a classroom setting are encouraged to fill in any gaps and add to the discussion of content provided by our ONLINE INSTRUCTORS.

At times content will be designed to provoke thoughtful discussion of various viewpoints. It is up to the LOCAL INSTRUCTOR to guide discussions in such way that students come to their own conclusions of what they believe and why they believe it from careful study of the Bible.

**Student Registration**

You must register as a student for the CDI to gain access to the video instruction. You will find the online registration link at the top of the page at [www.vmcontenders.org](http://www.vmcontenders.org)

You are encouraged to take these classes under the guidance of a Local Instructor/mentor. If a Local Instructor/mentor is not available in your area, you are welcome to take these classes on your own. If you take these courses as an independent distance learner download and use the Local Instructor guidebook in conjunction with the Student Guidebook as it has additional information.

## Table of Contents

Bibliology and How To Study the Bible.....	5
How to Use This Guide .....	6
Registration with the CDI as Local Instructors and Students.....	8
Promoting the Class.....	8
Classroom Setup .....	8
General Classroom Training Tips .....	9
Establishing Ground Rules.....	10
Instructor’s Note: Note Taking, Review Material .....	10
Student Evaluations.....	11
Instructor Checklist for Bibliology Course.....	12
Instructor’s Note: Ordering Books for Students .....	13
Bibliology Course Syllabus.....	13
Instructor’s Note: OT/NT Outlines and Biblical TimeLine Prep .....	14
Course Goal .....	15
Course Schedule.....	16
Session 1, Part 1– Introduction To Bibliology.....	17
Bibliology Class Content.....	17
Class Schedule.....	18
Session 1, Part 2 - Introduction to Bibliology.....	20
Instructor’s Note: Building a Biblical Timeline .....	22
Assignment: Survey of the Old Testament .....	23
Class Activity: Creating a Bible Timeline Reference .....	24
Classroom Activity: Adding Books of the Bible to Timeline .....	27
Session 2 - Old Testament Survey .....	28
Instructor’s Note: Biblical One-Line Mnemonic.....	29
Assignment: Finish OT outline and Start NT Outline .....	31
Session 3 - New Testament Survey .....	32
1. Gospels.....	35
2. Historical.....	35
3. Pauline Epistles .....	35
4. General Epistles .....	36
5. Prophecy.....	36
TEST: Bible Survey Quiz.....	37
Instructor’s Note: Assign Reading For Mid-Term Review.....	39
Assignment: Begin Reading Manners and Customs.....	39
Session 4, Part 1 - Authenticity of the Old Testament .....	40
Session 4, Part 2 – Authenticity of the Old Testament.....	43
Assignment: Continue Assigned Reading Outside of Class .....	49
Session 5, Part 1 – Authenticity of the New Testament .....	50
Section 5, Part 2 – Authenticity of the New Testament.....	53
Assignment: Continue Assigned Reading Outside of Class .....	55
Session 6, Part 1 - Inspiration of Scripture.....	56

Review: What are the Implications of Verbal Inspiration? .....58

Session 6, Part 2 - The Inspiration of Scripture.....59

Review: Plenary Inspiration .....60

REVIEW: Methods of Inspiration .....61

Session 7, Part 1 - The Authority of Scripture.....62

Section 7, Part 2 - The Authority of Scripture .....64

Discussion Questions – Doctrinal Statement.....65

Session 8, Part 1 – Introduction to Hermeneutics .....67

Session 8, Part 2 – Introduction to Hermeneutics .....69

Session 8, Part 3 – Hermeneutics: Figures of Speech.....70

Session 8, Part 4 – Hermeneutics: Idiomatic Usage .....75

TEST: Figure of Speech Quiz.....76

Session 9 - Hermeneutics: Rules of Interpretation .....78

TEST: Hermeneutics .....81

Session 10, Part 1 – Typology.....85

Session 10, Part 2 – Typology.....88

Assignments: Take Home Mid-Term and Complete Strong Type .....89

Instructor’s Note: Mid-Term Review .....89

TEST: Mid-Term Review .....90

Assignment: Strong Type Of Joseph - Find the Fulfillment Concerning Jesus .....95

Session 11, Part 1 - Review of Joseph and Jesus Worksheet.....97

Session 11, Part 2 - Review of Mid-Term .....99

Session 12, Part 1 - Bible Study Tools .....104

Instructor’s Note: List Of Study Tools .....104

Session 12, Part 2 – Five-Step Bible Study Method: Exegesis .....108

Instructor’s Note: Assign Exegesis of 1 John 1:1-2:2 .....109

Assignment: Exegesis .....110

Session 13 - Exegesis Review and Circumstantial Study.....111

Assignment: Circumstantial Study Written Assignment .....116

Session 14 - Circumstantial Review / Biographical Study.....118

Assignment: Biographical Study.....120

Session 15 - Biographical Review / Topical Study .....121

Assignment: Study the Fellowship in 1 John 1:1-2:2 .....125

Session 16 - Topical Studies Review / Paraphrase / Final Test .....126

Assignment: Paraphrase 1 John 1:1-2:2.....131

TEST: Final Exam .....132

Appendix A Prophecies Concerning Messiah and their Fulfillment .....137

Glossary .....140

Index.....144

## **BIBLIOLOGY AND HOW TO STUDY THE BIBLE**

### ***This is the First Course in the CDI Program***

The core CDI courses are:

1. **Bibliology and How to Study the Bible**
2. Doctrine
3. New Testament
4. Old Testament
5. Church History
6. Evangelism, Teaching and Preaching

### ***Bibliology and How to Study the Bible ~ 2 Timothy 3:16 & 2 Timothy 2:15***

This is a composite course that lays a foundation for studying the Bible and then leads the student in Bible study exercises built upon that foundation.

**Bibliology** integrates multiple subjects to provide an understanding of what the Bible is, where it came from, how it was written and why it is to be studied.

**How to Study the Bible** is a comprehensive Five-Step Bible Study Method that combines word studies in the original languages with circumstantial, biographical and topical studies. The final step is **to paraphrase** the passage studied.

Many Christians have a fragmented Christian education where their knowledge of Scripture is disjointed. The objective of *Bibliology and How to Study the Bible* is to provide an approach **to studying the Bible** that will produce an accurate and unified understanding of Scripture.

Upon completing this course you will have the tools necessary to study the Bible in the original languages, knowledge of Biblical culture that will allow you to better understand the Bible, and a framework to integrate those passages studied with the rest of the Bible. The ultimate intent is that in correctly handling 'the Word of Truth' you will come to know what you believe, why you believe it and have the ability to 'earnestly contend for the Faith that was once for all delivered to the saints' - Jude 3.

In order to expeditiously equip laborers for the field, Village Missions is offering this compact course of instruction. The CDI program consists of six courses that when combined with pastoral mentoring provide the basic equipping for Christian ministry.

## HOW TO USE THIS GUIDE

This Local Instructor Guide is your blueprint for the class and is to be used to support the effective presentation. As a first step register with the CDI at [www.vmcontenders.org/register](http://www.vmcontenders.org/register) and review the program materials online on the website under this course name.

This Local Instructor guide is designed to be used as you teach a classroom or as an adjunct to the online program. As the Local Instructor, this guide can help you in five ways:

- 1. Gain familiarity with the program:** Reviewing this guide is a convenient way to familiarize yourself with the curriculum.
- 2. Prepare lessons:** Prior to class, use this Local Instructor guide as a resource for preparing your lesson plan. It will provide instructions, notes, activities, and reviews as you lead the class.
- 3. Utilize worksheets:** The Local Instructor Guide includes activity worksheets which allow your students to apply what they have just learned. A Local Instructor copy of each worksheet, including answers and hints, follows the students' worksheet.
- 4. Extend or modify lessons:** The guide features suggested teaching tips. Use these tips to extend or modify the unit objectives to best meet the needs of your students.
- 5. Assess progress:** Finally, this guide includes an assessment that students can use to test their knowledge.

### Please review the online instructions for Local Instructors on the CDI website

The screenshot shows the website interface for local instructors. The header includes a navigation menu with 'Home', 'About', 'Students', 'Local Instructors' (highlighted), 'Getting Started', 'Student Enrollment', 'Student Information', 'Courses', 'Contact', 'Help', 'Donate', and 'My Profile'. The main content area is titled 'Getting Started for Local Instructors' and contains the following text:

Welcome to the CDI! As a local instructor, you are about to begin your CDI journey in equipping the saints for ministry. It will be a lot of work but the rewards you reap along the way will keep you going.

1. Your first step is to register using the "Register" button on the menu. Here you will create an account. You'll enter your email address and a password, along with other profile information. This is necessary for both students and local instructors. It allows our Learning Management System to keep track of student progress and it allows you to access all the CDI course material including video lessons.
2. Within a few minutes after registering, you'll receive an email containing a link that, when clicked, will activate your new account. Be sure to check your spam inbox if you do not see this email.
3. Once your account is activated, you can sign in to the website using the "Sign In" button on the menu. When prompted, use your email address along with your password.
4. Navigate to the course you wish to lead. We strongly suggest that you start at the beginning with [Bibliology and How to study the Bible](#). This course will lay a solid foundation for everything that follows. It is best to proceed through all six of the courses in order as they build upon one another.
5. On the course page, be sure to enroll in the course by clicking the "Take This Course" button. You must do this before the course lessons will be unlocked.

As you work through each CDI course, the Learning Management System will keep track of your progress. You will need to remind your students that they also need to register and enroll online to receive credit for the course. They also must log in periodically to the CDI website and check off the lessons that they have completed so it can be credited to them by the Learning Management System.





At the bottom of the page, there is a note: "If you have finished all of the lessons in a course, please fill out your [online evaluations](#) of each student. You will receive a return e..." and a "Scroll Down" button.



**How the guide is organized.**

This guide is broken into sessions that follow along with the course videos. Also in this guide are learning objectives, reviews, quizzes and a glossary of terms. The curriculum is designed to be presented in Module and Session sequence.

Each module also uses the following icons:

Icon	Meaning
	<b>Group Activity</b> These assignments will be conducted in class. For those distance learners, instructions are in your guide on how to complete these activities. <b><i>It is highly recommended that distance learners complete these activities.</i></b>
	<b>Assignments</b> Assignments for the class including outside reading.
	<b>Exam</b> All exams are open book.
	<b>Key Point</b> A specific item to remember.

**Special Note**

*Bibliology and How to Study the Bible* was recorded during live two hour classroom sessions taught by Pastor Ron Sallee at Contenders Bible School of Machias Community Church.

These sessions, as presented in the Contenders Discipleship Initiative, have been broken into smaller segments for pastor/mentor-led classes as well as independent distance learners.

At times throughout the course you will hear Pastor Ron ask students to turn to a specific page within the Student Guide that was used during those classroom sessions.

Pastor Ron's Student Guide has since been updated to match the structure of the video course as presented in the CDI and is available as the Student Guide on the CDI website.

Throughout the video course you will see corrections appear on the screen to alert you to find the correct page numbers and new material added to the new Student Guide for Bibliology and How to Study the Bible.

## REGISTRATION WITH THE CDI AS LOCAL INSTRUCTORS AND STUDENTS

The CDI Learning Management System requires all Local Instructors and Students to register individually. Once registered with the CDI, access to all courses and videos are open to view and/or download. For those taking CDI courses in a classroom setting the Learning Management System will track student progress if they periodically log in and check off lessons completed.

## PROMOTING THE CLASS

Once you have decided to teach this program begin to make the contacts to your church and in the larger community to promote the CDI. Set a date for your class to start and the schedule you intend to follow. You will need to announce this information not just once but several times to ensure you get the information out.

You will want to promote the class to address the various reasons why people might want to attend. Some people will want to learn more about their faith, others feel called to Christian ministry, still others might not be members of your church but are looking for a way to learn about the Bible.

Remember to take advantage of the media outlets available, including social media, your own church website and bulletins. You may want to take screen shots of CDI web pages to share. The CDI has a Facebook page at <https://www.facebook.com/vmcdi>

If you are an individual distance learner using the Local Instructor guide you might want to consider gathering a small group to work through the course with you.

## CLASSROOM SETUP

Visual aids for this course consist of the videos and printed Instructor and Student Guides. All equipment should be placed in the room and be checked at least one hour prior to the class. The following audiovisual equipment checklist will help you prepare:

- Downloading the video content prior to your class is best so that you are not dependent upon your internet connection.
- Direct streaming should only be used with an onsite High-Speed internet connection.
- If you do not have internet access you can contact Village Missions to see about the availability of DVDs and Computer disks for the course videos.
- Use a Smart TV to show the video or an LCD projector with separate audio output to a speaker system. Test your set up well ahead of time and before each session.
- Large colored markers and butcher paper for class project.
- Blue masking/painters tape for class project.



## GENERAL CLASSROOM TRAINING TIPS

1. Arrive early. Give yourself plenty of time to get organized.
2. All students and instructors need to register with the CDI:  
[www.vmcontenders.org/register/](http://www.vmcontenders.org/register/)  
This is a two-step process that requires activation. After the initial registration form is completed an activation email will be sent to them. Each individual needs to have their own email address as this becomes their user ID with the CDI. Gmail is free and easy to get an email address if they do not already have one.  
Note that they need to periodically sign in to the CDI to check off lessons completed.
3. Start on time and stay on track. Always start on time, even if only one participant is in the room. Keep exercises within their time limits. End discussions when they cease to be productive. Lead participants away from digressions and tangents and return to the lesson.
4. Be available during breaks and after class for questions.
5. Mentor participants during the activities. Walk among groups in class as they work on their activities and answer questions and offer guidance as appropriate. Ensure participants are on track as they work. Give constructive feedback during the presentations and discussions.
6. Review Questions: Review the content of each lesson throughout the course to reinforce the learning outcomes for that lesson and to connect to upcoming material. Sample review questions are available in the Instructor's guide; however, you should develop additional questions, as appropriate. Make sure all questions directly relate to and support the learning outcomes.
7. Lesson Outcomes: At the beginning of each lesson, review that lesson's outcomes. Make sure participants are fully aware of the topics to be addressed in the lesson. At the end of each lesson, review the outcomes once again using review questions or an activity/exercise to ensure the outcomes were met.

## REPORTING ERRORS CONCERNING COURSE MATERIAL

Every effort has been made to ensure the guide and videos are correct. However, if you do see something you believe is in error, please use the web form at:  
[www.vmcontenders.org/feedback.html](http://www.vmcontenders.org/feedback.html)

## ESTABLISHING GROUND RULES

Prepare the following ground rules on a flip chart page. (Cover the ground rules with the flip chart pad's cover or a blank flip chart page, and leave it covered until you review it during the class. Then post it on the wall so it is visible during the entire course.) In training sessions the term “parking lot” is used when you want to capture questions that cannot be answered during the session.

These questions are written down on the flip chart and then the instructor follows up with the participants with the answers at a later time. This way class time is not taken up with questions that are of interest to the class, but may not be vital to the course material.

### GROUND RULES

- Be on time.
- Stay on task.
- Share responsibility for training.
- Do reading, homework.
- Participate in activities.
- Listen when others talk.
- Turn off cell phones.
- Some questions will be placed in parking lot on flip chart.

## INSTRUCTOR'S NOTE: NOTE TAKING, REVIEW MATERIAL

While some note taking is beneficial, too much note taking can keep students from paying active attention to the lecture. Student notebooks have been designed to strike a balance between required note taking and material already supplied.

All tests and quizzes should be open note / open book / open Bible.

Before each class session, review the session notes and material to be presented and have a good grasp on the subject.

## STUDENT EVALUATIONS

Contenders Discipleship Initiative uses a narrative evaluation approach rather than issuing grades during a student's course of study. An online form is completed after each course that indicates what a student has learned.

The complete Contenders Discipleship Initiative Narrative Evaluation consists of two written evaluations for each course: one from the Local Instructor for each student attending a course and one from the student giving a self-assessment.

Students who subsequently apply to Village Missions will need to have these evaluations recorded in the CDI Learning Management System for each course.

The online Local Instructor's Student Evaluation can be found at:

[www.vmcontenders.org/pastor\\_assessment.html](http://www.vmcontenders.org/pastor_assessment.html)

The Student Self Evaluation form can be found at:

[www.vmcontenders.org/student\\_assessment.html](http://www.vmcontenders.org/student_assessment.html)

The student's Self Evaluation summarizes his or her accomplishments while taking the course, any new understandings achieved, and the student's goals for the future.

*Go over these Evaluation forms during the first class.*

Remember, all exams and quizzes are open book, open note and open Bible. They are designed for review and for reinforcing key concepts. They are not primarily intended for evaluation. They should be assigned as take-home tests. The following session can then be used to have students evaluate ("grade") their own tests. This presents a great opportunity for answering questions and correcting any misunderstood concepts.

**INSTRUCTOR CHECKLIST FOR BIBLIOLOGY & HOW TO STUDY THE BIBLE**


One Month Prior	Two Weeks Prior to Class	One Week Prior	Class	Ongoing after Class
<p>Review Course work                      Create own material, as needed                      Promote Class                      Announce Schedule  <i>Register as a local instructor for the course on the CDI website</i></p>		<p>Answer Questions As They Occur</p>		
	<p>Gather Registrations                      Contact Students                      Send Reminders                      Collect Book Fees                      Order Materials                      Print Course Materials                      Test Internet Speed                      Ensure PC is Virus Free</p>			
		<p>Gather Materials for Activities                      Set up Training Room                      Test Equipment                      Test or Download Videos</p>		
			<p>Conduct Classes                      Conduct Quizzes                      Write Assessments                      Answer Class Questions and E-mails</p>	
				<p>Follow-up Mentorship                      Answer E-mails                      Prepare For Next Class</p>

## INSTRUCTOR'S NOTE: ORDERING BOOKS FOR STUDENTS

Print and bind the Student Guide pdf for each person in your class  
Or arrange for printing at an office supply store or print shop. Printing cost may be recovered from students without violating the CDI copyright.

Arrange for students to purchase

**THE NEW MANNERS AND CUSTOMS OF BIBLE TIMES** by Ralph Gower  
ISBN 080245965X



## BIBLIOLOGY COURSE SYLLABUS

This course is designed to give the student an appreciation for the Bible as God's Word and the necessity of in-depth study. Those who complete this course will have the tools to conduct independent studies of Scripture and the ability to apply the Rules of Hermeneutics for proper interpretation of the text.

The Doctrine of Inspiration  
Biblical Culture and Its Relationship to Biblical Interpretation  
Survey of Old and New Testaments  
Introduction to Hebrew/Greek Study Tools Including Computer-Aided Bible Study  
Hermeneutics  
Typology  
Five-Step Bible Study Method

Classroom work to include but not limited to:

Biblical Time Line  
Quizzes and Tests

Outside assignments to include but not limited to:

Outline each chapter of Old and New Testament  
Reading "The New Manners & Customs of Bible Times" – Gower  
Completion of typology assignment  
Written work for each of the five steps in the Bible Study Method  
1) Word study  
2) Circumstantial study  
3) Topical study  
4) Biographical study  
5) Paraphrase

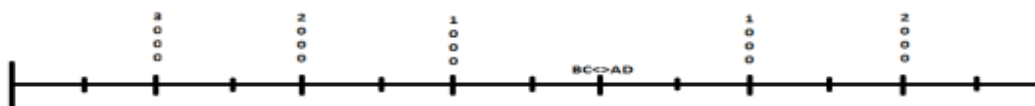
**INSTRUCTOR'S NOTE: OT/NT OUTLINES AND BIBLICAL TIMELINE PREP**

The Biblical Timeline is a classroom project completed during the last half of the first session and the first half of the second session. It allows the students to see the whole scope of Scripture and to visual integrate with the Old and New Testament Survey sessions.

**NOTE: Prior preparation by the teacher is required**

Preparation for Timeline:

1. Have five different colored 'Sharpie' pens available for each group. (4 students per Timeline if possible.)
2. If space permits arrange three 8 foot tables end to end for each time line covered with 24 feet of butcher paper. (Adjust dimensions for smaller spaces/tables.) Draw a line down the middle with seven equal divisions of 36 inches totaling 21 feet. Mark these as shown:



Outlines of OT/NT are completed by writing down chapter/passage descriptions from the Students' Bibles. This assignment teaches them to use resources already at hand and it integrates all of the Biblical stories they have learned in the past with the Biblical Timeline classroom project. Assign the OT outline at the end of the first classroom session to be completed by the third classroom session. Assign the NT outline at the end of the second classroom session, also to be completed by the third classroom session.



## COURSE GOAL

The goal of the course is that the student be able to understand the meaning of a passage of Scripture and be able to communicate that to others.

The Five-Step Bible Study Method which is taught during the How to study the Bible portion of this course concludes with paraphrasing the passage being studied. To effectively paraphrase a passage requires one to first understand what is being said and then what that means.

The Five Step Bible Study Method is foundational to the Homiletics portion of the last course.

The Five-Step Bible Study is mandated by the doctrine of Inspiration and built upon the discipline of Hermeneutics as laid out during the first half of this course.

Verbal Inspiration mandates detailed exegesis – also known as a “Word Study”.

Exegesis answers the question, “What does the text say?”

Plenary Inspiration mandates Topical Study.

Topical Study answers the question, “What does the Bible say?”

Hermeneutics further requires both Biographical Studies and a Circumstantial Study.

Hermeneutics then answers the question, “What does it mean?”

Paraphrase requires one to know all of the above to restate the meaning.

Paraphrase insures that understanding has taken place.

Additional notes:

- Assignments for the Five-Step Bible Study are given out of 1 John 1:1-2:2.
- The Exegesis is of the whole passage.
- Circumstantial Study is of Ephesus and answering the 12 questions.
- Biographical Study is of John the Apostle.
- Topical Study is limited to koinonia with a further topic limit by student.
- Paraphrase is of the whole passage.

## SAMPLE COURSE SCHEDULE

Below is a sample schedule for working through this course in 2-hour sessions twice per week. This is the fast-track pace that completes the full CDI in two years.

Feel free to make a schedule that will work for your group. Some are doing one 3-hour session per week which works out to completing the full CDI in three years. Others have taken a much slower pace of one 2-hour session per week for one course per year.

### Schedule

Day(s) Monday & Thursday Time(s) 7-9pm

<u>Monday Sept __, ____</u>	INTRODUCTION
<u>Thursday Sept __, ____</u>	OLD TESTAMENT SURVEY
<u>Monday Sept __, ____</u>	NEW TESTAMENT SURVEY
<u>Thursday Sept __, ____</u>	OLD TESTAMENT AUTHENTICITY
<u>Monday Oct __, ____</u>	NEW TESTAMENT AUTHENTICITY
<u>Thursday Oct __, ____</u>	INSPIRATION of SCRIPTURE
<u>Monday Oct __, ____</u>	AUTHORITY of SCRIPTURE
<u>Thursday Oct __, ____</u>	INTRODUCTION to HERMENEUTICS
<u>Monday Oct __, ____</u>	RULES OF INTERPRETATION
<u>Thursday Nov __, ____</u>	TYOLOGY
<u>Monday Nov __, ____</u>	BIBLE STUDY TOOLS / TAKE HOME MID-TERM
<u>Thursday Nov __, ____</u>	BIBLE STUDY METHODS - EXEGESIS
<u>Monday Nov __, ____</u>	BIBLE STUDY METHODS - CIRCUMSTANTIAL STUDY
<u>Thursday Dec __, ____</u>	BIBLE STUDY METHODS - TOPICAL STUDY
<u>Monday Dec __, ____</u>	BIBLE STUDY METHODS - BIOGRAPHICAL STUDY
<u>Thursday Dec __, ____</u>	BIBLE STUDY METHODS – PARAPHRASE
<u>Monday Dec __, ____</u>	FINAL TEST / REVIEW

## **SESSION 1, PART 1 – INTRODUCTION TO BIBLIOLOGY**

At the end of this session, you will be able to explain the following:

- The Basics of Online Video Learning
- Theistic Belief Systems
- Revelation (Definition)
- General Revelation

### ***2 Timothy 3:16***

#### ***New King James Version (NKJV)***

***16 All Scripture is given by inspiration of God, and is profitable for doctrine, for reproof, for correction, for instruction in righteousness...***

### **Bibliology Class Content**

- The Doctrine of Inspiration
- Biblical Culture and Its Relationship to Biblical Interpretation
- Survey of Old and New Testaments
- Introduction to Hebrew/Greek Study Tools Including Computer-Aided Bible Study
- Hermeneutics
- Typology
- Five-Step Bible Study Method

Classroom work to include but not limited to:

- Biblical Time Line
- Quizzes and Tests

Outside assignments to include but not limited to:

- Outline each chapter of Old and New Testament
- Reading “The New Manners & Customs of Bible Times” – Gower
- Completion of typology assignment

Written work for each of the five steps in the Bible Study Method

- 1) Word study
- 2) Circumstantial study
- 3) Topical study
- 4) Biographical study
- 5) Paraphrase

## **Session Schedule**

Introduction  
Old Testament Survey  
New Testament Survey  
Old Testament Authenticity  
New Testament Authenticity  
Inspiration of Scripture  
Authority of Scripture  
Introduction to Hermeneutics  
Rules of Interpretation  
Typology  
Bible Study Tools / Take Home Mid-Term Test  
Bible Study Methods – Exegesis  
Bible Study Methods – Circumstantial Study  
Bible Study Methods - Topical Study  
Bible Study Methods - Biographical Study  
Bible Study Methods – Paraphrase  
Final Test / Review

## **Seven Subjects Covered**

1. Bible Survey – Old and New Testaments
2. Biblical Culture – Understanding the culture of the time the Bible was written. You should have already ordered a copy of “The Manners & Customs of Bible Times” by Ralph Gower.
3. Bibliology – Theology of Scripture – What the Bible is About
4. Introduction to Bible Languages – Hebrew and Greek
5. Hermeneutics – The Science of Interpreting the Bible
6. Typology – Old Testament Pointing to the New Testament (persons, places and things)
7. Bible Study Method – Five-Step Method
  - 1) Word study
  - 2) Circumstantial study
  - 3) Topical study
  - 4) Biographical study
  - 5) Paraphrase

## **Introduction to Bibliology**

### Theistic Belief Systems:

1. Pantheism - All is God
2. Polytheism - Many Gods
3. Atheism - Belief in no God
4. Deism - Belief in a non-personal God
5. Theism - Belief in a personally involved God

### Revelation - Truth Revealed

#### General Revelation

1. Nature's witness

***Psalm 19:1-4; Acts 14:17; Psalm 104:5-9; 2 Peter 3:4-5; Romans 1:19-20***

2. History's witness

***I Kings 8:56; Acts 7:2-53; Acts 17:26-28***

3. Conscience's witness

***Ecclesiastes 3:11; 2 Corinthians 3:3; Romans 2:14-15***

## SESSION 1, PART 2 - INTRODUCTION TO BIBLIOLOGY

At the end of this session, you will be able to explain the following:

Special Revelation (Definition)

The Spoken Word

The Written Word

The Walking Word



Special Revelation

Spoken Word

***Genesis 1:3 , 2:16; Jeremiah 1:9; Hebrews 1:1***

Examples:

***"saith the Lord" - 854 ; "Lord said" - 221 ; "Lord God said" - 4 ;***

***"Lord spake" - 144 ; "Lord speaketh" - 2; "word of the Lord" - 258; "words of the Lord" - 19; "voice of the Lord" - 50 ; "mouth of the Lord" - 11 ; "God Commanded" - 14; "Lord commanded" - 105.***

***1,682 thousand six hundred eighty two references to the spoken Word.***

Written Word

***Deuteronomy 28:58; Jeremiah 36:4; John 20:31***

***"written" - 277; "write" - 91; "writings" - 1; "book" - 188; "scroll" - 2; "parchments" - 1; "scripture" -32; "scriptures" - 21.***

Walking Word (Jesus, the Word made flesh)

***Hebrews 1:1-3; John 1:14/18; Revelation 19:13.***

The Spoken Word

1682 references to the spoken revelation of God

The Written Word

613 references to the written Revelation of God.

"Christocentric" - John 5:39

All Scripture is about Jesus. From Genesis to Revelation the Bible tells one story and it is His story.



## **The Bible**

The Bible was written by a diversity of 40 different authors over a period of 1,500 years, in a variety of locations. However, the Bible is uniquely one book, with one voice, consisting of 66 different books.

Its authors came from all walks of life. Some were kings, shepherds, warriors, fishermen, even a Gentile doctor and a tax collector.

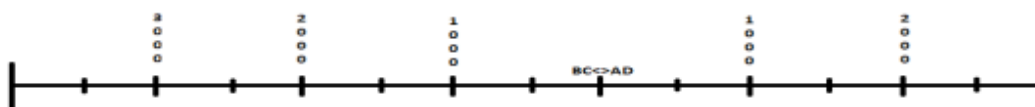
## **The Bible is:**

1. The Revelation of God - 1 Sam 3:21; 2 Tim 3:15; Rom 16:25-26
2. Supernaturally Given & Preserved - 2 Pe 1:20-21; Lk 21:33; 1 Pe 1:25
3. Alive and Life Giving - Heb 4:12; 1 Pe 1:23
4. A Balm and a Weapon - Prov 4:20-22; Matt 4:4, 7, 10, Eph 6:10-17
5. Object and Source of Faith - 1 Thess 2:13; Rom 10:17
6. Complete - Rev 22:18-19
7. Comprehensive - 2 Tim 3:16-17
8. Infallible - Matt 5:18; 1 Kings 8:56,
9. Inerrant - 2 Pe 1:16-19
10. True - Jn 8:44; 2 Cor 4:4; Jn 17:17;
11. A Historical Record:
  - a) from eternity past to eternity future
  - b) of God's dealings with man
  - c) of two divergent streams of humanity, the godly and ungodly
  - d) of the nation of Israel
  - e) of God's promised Messiah Gen 3
12. "Christocentric" - John 5:39
13. To Be Studied - 2 Tim 2:15; 2 Peter 1:19; Heb 2:1-3; 2 Peter 3:16

## INSTRUCTOR'S NOTE: BUILDING A BIBLICAL TIMELINE

Preparation for Timeline:

1. Have five different colored "Sharpie" pens available for each group. (4 students per Timeline, if possible.)
2. If space permits arrange three 8 foot tables end to end for each time line covered with 24 feet of butcher paper. (Adjust dimensions for smaller spaces/tables.) Draw a line down the middle with seven equal divisions of 36 inches totaling 21 feet. Mark these as shown:



### In class activity during the last hour of Session 1:

Break into groups of 4 students per timeline for larger groups and assign a leader for each group. Students will use the supplied timeline references in their guides to fill in the timeline. Different colored pens should be used for the 4 different groups of events and people listed. Choose a group leader to make charting assignments. They may also supplement from personal knowledge of Biblical historical events.

### Outside of Class Assignment One: Outline the Old Testament

Have the students outline the whole Old Testament by writing down chapter/passage headings from their Bibles. This assignment teaches students to use their own resources and integrates all of the Biblical stories they have learned in the past with the Biblical Timeline classroom project.

**NOTE:** You will need to stress that they will not have time to stop and read any of the Bible during this exercise. They must race through the whole Old Testament in order to complete the assignment on time. However, be aware that they will find it almost impossible not to stop and read. This is a good thing. ;- ) The OT outline is to be completed by the third classroom session.

**Additional NOTE:** You will assign the NT outline at the end of the second classroom session, also to be completed by the third classroom session.

### Outside of Class Assignment Two: The Books of the Bible

Have your students find in each book of the Bible the date written and time period covered using any and all available resources they can to fill in the appropriate worksheet in their guide.

This assignment must be completed BEFORE the next class session. The worksheet will be used to add the approximate dates written and time period covered for the books of the Bible to the timeline during the first part of the next two class sessions. This is a very important illustration and helps students understand how the Bible came to exist and the nature of the “unfolding revelation.”

## **ASSIGNMENT: SURVEY OF THE OLD TESTAMENT**

*Assignment Number 1.* Copy the headings or passage summaries from each chapter in your Bible. Don't take a shortcut and copy an outline find somewhere in your Bible or online. The point is to go through every chapter in your Bible and write down the headings to see how all the people, places and events flow into the OT.

*Assignment Number 2.* Find the approximate date when each of the books of the Bible was written and the time period it covered. Use the worksheet in this guide book. For this part of the assignment you can use any resources available.



## **CLASS ACTIVITY: CREATING A BIBLE TIMELINE REFERENCE**

### **Group 1 Timeline References**

#### **Biblical Events (Approximated & Rounded to Nearest 5):**

CREATION and the FALL of MAN - 4000BC  
The FLOOD - 2350BC  
The TOWER of BABEL - 2235BC  
The CALL of ABRAHAM - 1920BC  
JACOB FLEES from ESAU - 1760BC  
JOSEPH BECOMES EGYPT'S PRIME MINISTER - 1715BC  
JACOB'S FAMILY ENTERS EGYPT - 1705BC  
JOSEPH DIES - 1635BC  
MOSES BORN - 1570BC  
The EXODUS - 1490BC  
JOSHUA and the ISRAELITES CROSS RIVER JORDAN - 1450BC  
SAUL BECOMES ISRAEL'S FIRST KING - 1095BC  
DAVID BECOMES ISRAEL'S SECOND KING - 1055BC  
SOLOMON BECOMES ISRAEL'S THIRD KING - 1015BC  
SOLOMON BUILDS ISRAEL'S FIRST TEMPLE - 1005BC  
The KINGDOM is DIVIDED into ISRAEL & JUDAH - 975BC  
ISRAEL GOES into ASSIRIAN CAPTIVITY - 720BC  
JUDAH GOES into BABYLONIAN CAPTIVITY - 585BC  
The JEWS RETURN from EXILE - 535BC  
The SECOND TEMPLE is BUILT - 515BC  
NEHEMIAH REBUILDS JERUSALEM'S WALLS - 445  
JEWS CONQUERED by ALEXANDER - 320BC  
JEWS LIBERATED by the MACCABEES - 166BC  
JEWS CONQUERED by ROME - 60BC  
HEROD REMODELS the SECOND TEMPLE - 20BC  
JESUS is BORN - 4BC  
PAUL is BORN - 2BC  
JESUS is CRUCIFIED - 30AD  
PAUL is CONVERTED - 35AD  
PAUL BECOMES a MISSIONARY - 45AD  
PAUL BEHEADED in ROME - 65AD

## **Group 2 Timeline References**

### **POST BIBLICAL EVENTS:**

NERO PERSECUTES the CHURCH - 65AD

JERUSALEM DESTROYED - 70AD

DOMITIAN PERSECUTES the CHURCH - 90AD

CONSTANTINE DECLARE CHRISTIANITY OFFICIAL RELIGION of the ROMAN EMPIRE - 313AD

POPE LEO the GREAT CLAIMS APOSTOLIC SUCCESSION and AUTHORITY - 440AD

ROME FALLS to the GOTHs - 475AD

The ROMAN CATHOLIC CHURCH GAINS POLITICAL DOMINION - 590AD

The DARK AGES BEGIN - 590AD

LEIF ERICSON DISCOVERS NORTH AMERICA - 1000AD

GUTENBERG PRINTS the BIBLE on the FIRST PRINTING PRESS - 1455AD

COLUMBUS "DISCOVERS" AMERICA - 1492AD

PROTESTANT REFORMATION - 1517AD

PILGRIMS LAND at PLYMOUTH - 1620AD

AMERICAN COLONIES DECLARE INDEPENDENCE from ENGLAND - 1776AD

CHARLES DARWIN PUBLISHES "ORIGIN of SPECIES" - 1859AD

AMERICAN CIVIL WAR - 1861AD

AIDS FIRST DIAGNOSED - 1981AD

## **Group 3 Timeline References**

### **KEY PEOPLE (approximated and rounded to nearest 10):**

ADAM - 4000/3070BC

SETH - 3870/2980BC

METHUSELAH - 3310/2350BC

NOAH - 2950/2000BC

SHEM - 2450/1850BC

ABRAHAM - 2170/1990BC

ISSAC - 2070/1890BC

JACOB - 2010/1860BC

JOSEPH - 1920/1810BC

MOSES - 1530/1410BC

## **Group 4 Timeline References**

### **PROPHETS (approximated and rounded to nearest 10):**

ISAIAH - 740/690BC

JEREMIAH - 630/580BC

EZEKIEL - 590/570BC \*\*

DANIEL - 610/540BC

HOSEA - 760/720BC

JOEL - 840/?BC

AMOS - 760/750BC

OBADIAH - 850/840BC \*\*

JONAH - 780/750BC

MICAH - 740/700BC

NAHUM - 660/650BC \*\*

HABAKKUK - 610/600BC \*\*





## CLASSROOM ACTIVITY: ADDING BOOKS OF THE BIBLE TO TIMELINE

Complete this page along with OT and NT outline assignment. Use a different color “Sharpie” when adding these to the timeline.

### Timeline Reference

**BOOKS OF THE BIBLE** (find approximate time period covered & when written):

- |                      |                     |
|----------------------|---------------------|
| 1. GENESIS           | 2. EXODUS           |
| 3. LEVITICUS         | 4. NUMBERS          |
| 5. DEUTERONOMY       | 6. JOSHUA           |
| 7. JUDGES            | 8. RUTH             |
| 9. I SAMUEL          | 10. II SAMUEL       |
| 11. I KINGS          | 12. II KINGS        |
| 13. I CHRONICLES     | 14. II CHRONICLES   |
| 15. EZRA             | 16. NEHEMIAH        |
| 17. ESTHER           | 18. JOB             |
| 19. PSALMS           | 20. PROVERBS        |
| 21. ECCLESIASTES     | 22. SONG OF SOLOMON |
| 23. ISAIAH           | 24. JEREMIAH        |
| 25. LAMENTATIONS     | 26. EZEKIEL         |
| 27. DANIEL           | 28. HOSEA           |
| 29. JOEL             | 30. AMOS            |
| 31. OBADIAH          | 32. JONAH           |
| 33. MICAH            | 34. NAHUM           |
| 35. HABAKKUK         | 36. ZEPHANIAH       |
| 37. HAGGAI           | 38. ZECHARIAH       |
| 39. MALACHI          | 40. MATTHEW         |
| 41. MARK             | 42. LUKE            |
| 43. JOHN             | 44. ACTS            |
| 45. ROMANS           | 46. I CORINTHIANS   |
| 47. II CORINTHIANS   | 48. GALATIANS       |
| 49. EPHESIANS        | 50. PHILIPPIANS     |
| 51. COLOSSIANS       | 52. I THESSALONIANS |
| 53. II THESSALONIANS | 54. I TIMOTHY       |
| 55. II TIMOTHY       | 56. TITUS           |
| 57. PHILEMON         | 58. HEBREWS         |
| 59. JAMES            | 60. I PETER         |
| 61. II PETER         | 62. I JOHN          |
| 63. II JOHN          | 64. III JOHN        |
| 65. JUDE             | 66. REVELATION      |

## SESSION 2 - OLD TESTAMENT SURVEY

At the end of this session, you will be able to explain the following:

- The Bible's OT - NT division
- The Differences between the Old Covenant and the New Covenant
- Jewish Divisions of Scripture
- The Septuagint

### **2 Timothy 3**

#### ***New King James Version (NKJV)***

***16 All Scripture is given by inspiration of God, and is profitable for doctrine, for reproof, for correction, for instruction in righteousness***

The Bible is divided into two main sections called the "Old" and "New" Testaments. The word "Testament" means a "covenant" or an "agreement."

Both covenants are sealed by "blood" and both are mediated by a man.

*the Old Covenant* is mediated by Moses  
**the New Covenant** is mediated by Jesus

*the Old Covenant* is sealed with the blood of animals  
**the New Covenant** is sealed with the blood of Jesus

*the Old Covenant* flows from Mount Sinai  
**the New Covenant** flows from Mount Calvary

*the Old Covenant* gives a law and demands obedience  
**the New Covenant** gives grace and demands belief

*the Old Covenant* is a type or foreshadowing  
**the New Covenant** is the antitype or fulfillment

"the **NEW** is in the **OLD** contained - the **OLD** is in the **NEW** explained"

"the **NEW** is in the **OLD** concealed - the **OLD** is in the **NEW** revealed"

Jewish divisions of OT Scripture - Luke 24:44 (read)  
Often shortened to "the Law & the Prophets"



1. the Law – Torah
2. the Prophets - Nebi'im
3. the Writings – Kethubim

NOTE: There are 24 books in the Hebrew OT - Samuel, Kings, Chronicles, Ezra-Nehemiah, and "the Twelve" minor prophets are one-volume books in the Hebrew Canon of Scripture.

Greek Septuagint divides of OT Scripture into 39 books  
70 Greek-speaking scholars.

### INSTRUCTOR'S NOTE: BIBLICAL ONE-LINE MNEMONIC

Have students supply their own one-line mnemonic for the seventeen prophetic books. The following can be found at the Blue Letter Bible:  
[www.blueletterbible.org/study/parallel/paral15.cfm](http://www.blueletterbible.org/study/parallel/paral15.cfm)



#### 1. The Pentateuch - 5 books of Moses

- 1) Genesis - **Beginning of Everything; ch 1-11 Nations / ch 12-50 Israel**
- 2) Exodus - **Out of Egypt into the Law**
- 3) Leviticus - **Rules & Rituals**
- 4) Numbers - **Wandering in the Wilderness**
- 5) Deuteronomy - **The Law Reiterated and Reinforced**

#### 2. The Historical books - 12 books

- 6) Joshua - **Into the Promised Land**
- 7) Judges - **Israel's Roller Coaster Ride of Bondage and Deliverance**
- 8) Ruth - **A Gentile Bride for Boaz, a Gentile Grandmother for Christ!**
- 9) I Samuel - **Last of the Judges, First of the Kings: Saul & David**
- 10) II Samuel - **King David's reign**
- 11) I Kings - **King Solomon - Israel Divided - Elijah**
- 12) II Kings - **The Kings of Israel & Judah - Elisha**
- 13) I Chronicles - **History of Judah - Supplement to Books of Kings**

- 14) II Chronicles - **Continuation - Emphasis on Spiritual History**
- 15) Ezra - **Rebuilding Jerusalem**
- 16) Nehemiah - **Rebuilding the Walls**
- 17) Esther - **Story of God’s Providence - Doesn’t Mention God**

### **3. The Poetical books - 5 books**

- 18) Job - **PreAbraham - Tested by God**
- 19) Psalms - **Collection of Hebrew Worship Songs**
- 20) Proverbs - **Collection of Wise Sayings**
- 21) Ecclesiastes - **The Folly of Human Wisdom and Desire**
- 22) Song of Solomon – **A Love Letter**

### **4. The Prophetical books - 17 books**

#### a) Major - 5 books

- 23) Isaiah - **Prophecies Respecting Christ and His Kingdom**
- 24) Jeremiah - **Prophecies Announcing the Captivity of Judah, Its Sufferings, and the Final Overthrow of Its Enemies**
- 25) Lamentations - **The Utterance of Jeremiah's Sorrow upon the Capture of Jerusalem and the Destruction of the Temple**
- 26) Ezekiel - **Messages of Warning and Comfort to the Jews in their Captivity**
- 27) Daniel - **A Narrative of Some of the Occurrences of the Captivity, and a Series of Prophecies Concerning Christ**

#### b) Minor - 12 books

- 28) Hosea - **Prophecies Relating to Christ and the Latter Days**
- 29) Joel - **Prediction of Woes upon Judah, and of the Favor with which God will Receive the Penitent People**
- 30) Amos - **Prediction that Israel and Other Neighboring Nations will be Punished by Conquerors from the North, and of the Fulfillment of the Messiah's Kingdom**
- 31) Obadiah - **Prediction of the Desolation of Edom**
- 32) Jonah - **Prophecies Relating to Nineveh**
- 33) Micah - **Predictions Relating to the Invasions of Shalmaneser and Sennacherib, the Babylonish Captivity, the Establishment of a Theocratic Kingdom in Jerusalem, and the Birth of the Messiah in Bethlehem**
- 34) Nahum - **Prediction of the Downfall of Assyria**
- 35) Habakkuk - **A Prediction of the Doom of the Chaldeans**
- 36) Zephaniah - **A Prediction of the Overthrow of Judah for its Idolatry and Wickedness**
- 37) Haggai - **Prophecies Concerning the Rebuilding of the Temple**

38) Zechariah - **Prophecies Relating to the Rebuilding of the Temple and the Messiah**

39) Malachi - **Prophecies Relating to the Calling of the Gentiles and the Coming of Christ**



### **ASSIGNMENT: FINISH OT OUTLINE AND START NT OUTLINE**

Finish the Old Testament outline and start the New Testament Outline.

Write down the chapter headings in the New Testament. If there are headings in between the chapter headings, write those down as well.

Ensure you write the book of the Bible and the chapter number. You might want to use this outline later.

## SESSION 3 - NEW TESTAMENT SURVEY

At the end of this session, you will be able to explain the following:

- Time Compression
- 400 "Silent" Years between the OT and the NT
- Outline of the New Testament and its Four Divisions
- The General Epistles of the NT

### Review

- OT survey
- Integration of prior Bible knowledge from past sermons, Bible study, and devotional reading
- Understanding of the scope and flow of history and how the Bible fits
- A sense of time compression, where the distant past isn't so distant after all
- Bible events become current events
- A personal connection to Bible characters and stories
- God is really here!



### Intertestamental Literature - 400 "Silent" Years

Malachi ends Old Testament with judgment, but the last 5 verses contain the promise of the coming Redeemer.

The Apocrypha is the title given to 14 books included in the Roman Catholic canon of Scripture between the OT and the NT. Apocrypha means "hidden things" and originally implied that these writings were only for the "inner circle" - kept for the wise among the people. Later it came to identify the obscurity of origin and authorship of these books.

They were never accepted as Scripture by the Jews and were never quoted by Jesus or the Apostles. The early Church did not accept them as Scripture.

### Four Views Concerning the Apocrypha:

1) The Roman Catholic view, solidified at the Council of Trent (1546) and by the

## THE FIRST BOOK OF ESDRAS

### CHAPTER I

1 AND Josias held the feast of the passover in Jerusalem unto his Lord, and offered the passover the fourteenth day of the first month;

2 Having set the priests according to their daily courses, being arrayed in long garments, in the temple of the Lord.

3 And he spake unto the Levites, the holy ministers of Israel, that they should hallow themselves unto the Lord, to set the holy ark of the Lord in the house that king Solomon the son of David had built;

4 And said, Ye shall no more bear the ark upon your shoulders: now therefore serve the Lord your God, and minister unto his people Israel, and prepare you after your families and kindreds.

5 According as David the king of Israel prescribed, and according to the magnificence of Solomon his son: and standing in the temple according to the several dignity of the families of you the Levites, who minister in the presence of your brethren the children of Israel.

6 Offer the passover in order, and make ready the sacrifices for your brethren, and keep the passover according to the commandment of the Lord, which was given unto Moses.

7 And unto the people that was found there Josias gave thirty thousand lambs and kids, and three thousand calves: these things were given of the king's allowance, according as he promised, to the people, to the priests, and to the Levites.

8 And Helkias, Zacharias, and Syelus, the governors of the temple, gave to the priests for the passover two thousand and six hundred sheep, and three hundred calves.

9 And Jeconias, and Samaias, and Nathanael his brother, and Assabias, and Ochiel, and Joram, captains over thousands, gave to the Levites for the passover five thousand sheep, and seven hundred calves.

10 And when these things were done, the priests and Levites, having the unleavened bread, stood in very comely order according to the kindreds.

11 And according to the several dignities of the fathers, before the people, to offer to the Lord, as it is written in the book of Moses: and thus did they in the morning.

12 And they roasted the passover with fire, as appertaineth: as for the sacrifices, they sod them in brass pots and pans with a good savour.

13 And set them before all the people: and afterward they prepared for themselves, and for the priests their brethren, the sons of Aaron.

14 For the priests offered the fat until night: and the Levites prepared for themselves, and the priests their brethren, the sons of Aaron.

15 The holy singers also, the sons of Asaph,

were in their order, according to the appointment of David, to wit, Asaph, Zacharias, and Jechuthan, who was of the king's retinue.

16 Moreover the porters were at every gate; it was not lawful for any to go from his ordinary service: for their brethren the Levites prepared for them.

17 Thus were the things that belonged to the sacrifices of the Lord accomplished in that day, that they might hold the passover.

18 And offer sacrifices upon the altar of the Lord, according to the commandment of king Josias.

19 So the children of Israel which were present held the passover at that time, and the feast of sweet bread seven days.

20 And such a passover was not kept in Israel since the time of the prophet Samuel.

21 Yea, all the kings of Israel held not such a passover as Josias, and the priests, and the Levites, and the Jews, held with all Israel that were found dwelling at Jerusalem.

22 In the eighteenth year of the reign of Josias was this passover kept.

23 And the works of Josias were upright before his Lord with an heart full of godliness.

24 As for the things that came to pass in his time, they were written in former times, concerning those that sinned, and did wickedly against the Lord above all people and kingdoms, and how they grieved him exceedingly, so that the words of the Lord rose up against Israel.

25 Now after all these acts of Josias it came to pass, that Pharaoh the king of Egypt came to raise war at Carchamis upon Euphrates: and Josias went out against him.

26 But the king of Egypt sent to him, saying, What have I to do with thee, O king of Judea?

27 I am not sent out from the Lord God against thee: for my war is upon Euphrates: and now the Lord is with me, yea, the Lord is with me hasting me forward: depart from me, and be not against the Lord.

28 Howbeit Josias did not turn back his chariot from him, but undertook to fight with him, not regarding the words of the prophet Jeremy spoken by the mouth of the Lord.

29 But joined battle with him in the plain of Magiddo, and the princes came against king Josias.

30 Then said the king unto his servants, Carry me away out of the battle; for I am very weak. And immediately his servants took him away out of the battle.

31 Then gat he up upon his second chariot; and being brought back to Jerusalem died, and was buried in his father's sepulchre.

32 And in all Jewry they mourned for

Vatican Council of 1870, is that these books are equal with the rest of Scripture and pronounce a curse upon anyone who does not accept this view.

2) Early Protestant view that while the Apocrypha is not to be considered equal with the rest of Scripture it is useful and good for devotional reading.

3) Later Protestant view rejects totally the Apocrypha and in fact the term Apocryphal has taken on a pejorative connotation.

4) Modern view rejects the authority of the Apocrypha as Scripture, but does see value in the historical content for gaining an understanding of the times in which they were written.

The Apocryphal books are:

- I & II Esdras
- Tobit
- Judith
- Wisdom of Solomon
- Ecclesiasticus
- Baruch
- The Letter of Jeremiah
- The Prayer of Azariah
- Susanna, Bel and the Dragon
- The Prayer of Manasseh
- I & II Maccabees



## **The Pseudepigrapha**

Intertestamental literature not accepted into the Christian or Jewish canon of Scripture and often attributed to an ancient hero of faith.

Pseudepigrapha means "writings falsely attributed." Ongoing discovery and research provide differing lists of contents. A recent publication listed 52 writings. Some of the writings are anonymous; thus some scholars prefer the name "outside books" for all of these writings, emphasizing that they did not become part of canon.

Some ancient Christians and the Roman church have used the term "Apocrypha," since for them what Protestants call Apocrypha is part of their canon.

Twelve of the Pseudepigraphical books are:

- First Enoch
- Second Enoch
- Second Baruch
- The Sibylline Oracles
- The Testament of Moses
- The Testaments of the Twelve Patriarchs
- The Book of Jubilees
- The Psalms of Solomon
- Third Maccabees
- Fourth Maccabees
- The Life of Adam and Eve
- The Letter of Aristeas



## **Outline of the New Testament - Four Divisions**

### **1. Gospels**

- 1) Matthew - **Messiah the King**
- 2) Mark - **Messiah the Servant**
- 3) Luke - **Messiah the Son of Man**
- 4) John - **Messiah the Son of God**

### **2. Historical**

- 5) Acts - **sequel to Luke: the developing church**

### **3. Pauline Epistles**

- a) Church Epistles
  - 6) Romans –  
    Chapters 1-11 **defining Christian doctrine**  
    Chapters 12-16 **defining Christian living**
  - 7) I Corinthians **correcting everything**
  - 8) II Corinthians **follow up on correction**
  - 9) Galatians **justification by faith**
  - 10) Ephesians  
    Chapters 1-3 **heavenly doctrine**  
    Chapters 3-6 **practical Christianity**
  - 11) Philippians **encouragement by example**
  - 12) Colossians **the preeminence of Christ**
  - 13) I Thessalonians **encouragement, return of Christ**
  - 14) II Thessalonians **but first the Apostasy & Antichrist**
- b) Pastoral Epistles
  - 15) I Timothy **pastoral counsel**
  - 16) II Timothy **diligence in the Word**
  - 17) Titus **setting up the Church**
  - 18) Philemon **forgiveness and restoration**

c) Special Epistle

19) Hebrews **demonstrating that Jesus fulfills Judaism**

**Read Hebrews 2:3 and Hebrews 12:1**

**4. General Epistles**

20) James **practical Christianity**

21) I Peter **encouragement**

22) II Peter **warning against doctrinal error and end time scoffers**

23) I John **fellowship & love**

**Read 1 John Chapter 4 (the Love Chapter)**

24) II John **warning against heresy & false teachers**

25) III John **commendation & condemnation in the church**

26) Jude **historical apostasy illustrates coming apostasy**

**5. Prophecy**

27) Revelation **symbolic/apocalyptic history of spiritual war**



**TEST: BIBLE SURVEY QUIZ**

Place the books in the correct order under the categories on the following page.

Acts
Amos
Colossians
Daniel
Deuteronomy
Ecclesiastes
Ephesians
Esther
Exodus
Ezekiel
Ezra
Galatians
Genesis
Habakkuk
Haggai
Hebrews
Hosea
I Corinthians
I Samuel
I Thessalonians
I Timothy
I Kings

I Chronicles
I Peter
I John
II Samuel
II Kings
II Chronicles
II Thessalonians
II Timothy
II Corinthians
II John
II Peter
III John
Isaiah
James
Jeremiah
Job
Joel
John
Jonah
Joshua
Jude
Judges

Lamentations
Leviticus
Luke
Malachi
Mark
Matthew
Micah
Nahum
Nehemiah
Numbers
Obadiah
Philemon
Philippians
Proverbs
Psalms
Revelation
Romans
Ruth
Song of Solomon
Titus
Zechariah
Zephaniah

**Place the books of the Bible in the correct division and order:**

**Old Testament**

**Pentateuch**

**Historical**

**Poetical**

**Prophets**

*Major*

*Minor*

**New Testament**

**Gospels**

**Historical**

**Epistles**

*Church*

*Pastoral*

*General*

**Prophecy**

## INSTRUCTOR'S NOTE: ASSIGN READING FOR MID-TERM REVIEW

Assign outside reading project at the end of session three to be completed before the mid-term review.

Have your students read through and look up all Scripture references.

Explain to them that the Final Test will include questions from this assignment.

The purpose of this assignment is to show that there is a cultural context to Scripture.

Make sure your students know that this one reading assignment is only meant to show the need for further study in this regard.



## ASSIGNMENT: BEGIN READING MANNERS AND CUSTOMS

Begin reading **"The New Manners and Customs of Bible Times"** by Ralph Gower.

Read through and look up all Scripture references.

Write down any questions you have so you can ask them in class.

Final test will include questions from this assignment.

The entire book needs to be read by the time the class gets to Bible Study Methods and Tools.

Pay attention to the side bars as you read!

## SESSION 4, PART 1 - AUTHENTICITY OF THE OLD TESTAMENT

At the end of this session, you will be able to explain the following:

Internal Proofs or Evidences for Belief  
Theistic View - Given by God then Kept by God  
Theme: God's Plan of Salvation  
Purity of Doctrine and Ethics  
Harmony with Empirical Science  
Diversity of Human Authorship (for both OT & NT)  
Fulfilled Prophecy

Internal proofs or evidences for belief  
External proofs  
Methods of transmission  
Writing materials used to record Scripture  
Languages of the OT  
Translation of the OT Hebrew into Greek  
Canon of the OT



### Internal Proofs

Theistic View - **Given by God then kept by God**

We believe **that God has chosen to reveal Himself – Scripture claims to have come from God.**

We believe **that God will keep His Revelation pure - Scripture claims to be kept by God.**

Unity of Theme & Extent of Scope

Main Theme: **God's Plan of Salvation includes the sub-themes of:**

- sin
- sacrifice
- Messiah
- redemption
- salvation
- righteousness
- glorification

**Scope: Broadness of Coverage**

Every Human Issue

Every Divine Concern

**Purity of Doctrine and Ethics**

**Harmony with Empirical Science**

Creation Account Consistent with Observation

Catastrophism vs. Uniformitarianism

Nature & Relationship of Matter/Energy & Space/Time

**Diversity of Human Authorship for both OT and NT**

Written over a period of 1,500 years

Under many different circumstances

By different people

Yet Bible speaks with one voice

**Fulfilled Prophecy**

**Israel**

Inauguration - Genesis 12:2

Preservation - Exodus 19:4-6

Condemnation - Hosea 4; Jer, 3

Restoration - Jer 29:14, Amos 9:14-15

**The Nations**

Rise & Fall of Kingdoms - Daniel 2:27-

Dream revealed and explained by Daniel

Judgments of God on Kingdoms and Cities - Ezekiel 26

Cyrus named and appointed 200 years before born - Isa 45:13, Ezra 1:1-4

**Amazing Prophecy:** 100 years before Babylon becomes a nation, 150 years before Jerusalem taken captive.

Reared by a shepherd after his grandfather, the king of Media, ordered that he be killed.

As an adult, Cyrus organized the Persians into an army and revolted against his grandfather and father. He defeated them and claimed their throne. Cyrus' military exploits have become legendary. However, he is best remembered for his policies of peace. His famous decree in 539 BC (2 Chron. 36:22-23; Ezra 1:1-4) freed the captives Babylon had taken during its harsh rule. Among these prisoners were the Jews taken from Jerusalem in 586 BC.

They were allowed to return to rebuild the Temple and city. Along with this freedom Cyrus restored the valuable treasures of the Temple taken during the Exile. Since the Jews had done well in Babylon financially, many of them did not want to return to the wastes of Judah. From these people Cyrus exacted a tax to help pay for the trip for those who did wish to rebuild Jerusalem.

Messiah

lineage

place of birth

childhood

ministry

rejection - Ps 118:22

death - Isaiah 53

resurrection - Psalm 16:9-10, Job 19:25

Gen 22:5

The NT serves as a proof and validation for the OT



## SESSION 4, PART 2 – AUTHENTICITY OF THE OLD TESTAMENT

At the end of this session, you will be able to explain the following:

External Proofs

Archeology - Secular History - Jewish Nation - Jesus Quotes the OT

Apostles quote the OT - Early Church Fathers Quote the OT

Methods of Transmission

Writings Materials Used to Record Scripture

Languages of the Old Testament

Translation of the Old Testament Hebrew into Greek

Canon of the Old Testament



### External Proofs

Archeology

[The Existence of the Hittites](#)

[The Walls of Jericho](#)

[Archeology Review](#)

### Secular History

Jewish Nation

[Jesus Quotes the OT](#)

[Apostles Quote the OT](#)

[Early Church Fathers Quote the OT](#)

[Gospel of Jesus was preached exclusively from the OT!](#)

### Method of Transmission

Autographs & Manuscripts

Autographs

The Original MSS of the OT (autographa) are Not Available

Used, Worn out, Destroyed

Copied and Recopied

MSS

The Hebrew text is Amply Represented by both pre- and post-Christian MSS

The first collection of Hebrew MSS made by Benjamin Kennicott (1776-80), published by Oxford, listed 615 MSS of the OT.

Later Giovanni de Rossi (1784-88) published a list of 731 MSS. The main MSS discoveries in modern times are:

The Cairo Geniza (1890). In the Cairo synagogue attic store room alone were discovered some 200,000 MSS and fragments. 10,000 of these are Biblical.

The Dead Sea Scrolls discovered between 1947 and 1960 in a cave on the western Dead Sea shore near a ruin called Khirbet Qumran. Eleven caves from the Qumran area have since yielded manuscripts, mostly in small fragments.

These date between 200 B.C. and A.D. 70, mostly around the lifetime of Jesus.

They comprise three main kinds of literature:

1. Copies of Old Testament books, the oldest we now possess;
2. Some non-biblical Jewish books known from elsewhere (such as First Enoch and Jubilees);
3. The Essenes community's own compositions, including: biblical commentaries (for example, on Habakkuk and Nahum), which interpret biblical prophecies as applying to the community and its times; rules of community conduct; and liturgical writings such as prayers and hymns.

**The Dead Sea Scroll Old Testament (DSS. OT) essentially the same as our modern OT!**

The total number of OT Hebrews MSS fragments throughout the world is enormous!

**Since we no longer have the original manuscripts how can we be sure that the manuscript copies we have are still the Word of God?**

**Textual Transmission**

How can we be sure that our present MSS are reliable?

To answer this question, we need to explore the way scribes copied the original manuscripts of the Old Testament and passed the copies belong to us. Scholars call this process textual transmission.



## Scribes

- When the Old Testament writers finished their scrolls, there were no copying machines or printing presses to duplicate their writing for the public. They depended on scribes - men who patiently copied the Scriptures by hand when extra copies were needed and when the original scrolls became too worn to use any longer. The scribes attempted to make exact copies of the original scrolls, and the scribes who followed them attempted to make exact copies of the copies.
- By the time Jesus was born, the most recent Old Testament book (Malachi) had been copied and recopied over a span of more than four hundred years; the books that Moses wrote had been copied this way for more than fourteen hundred years. Yet during that time the scribes guarded the Old Testament text very well.

## Sopherim

Jeremiah is the first to mention the scribes as a professional group in Jer. 8:8

- The Hebrew word sopherim literally means "the counters"; the early scribes earned this title because they counted every letter of every book of Scripture to make sure they didn't leave out anything.
- Before he began his work each day, the scribe would test his reed pen by dipping it in ink and writing the name Amalek, then crossing it out (cf. Deut. 25:19). Then he would say, "I am writing the Torah in the name of its sanctity and the name of God in its sanctity."
- The scribe would read a sentence in the manuscript he was copying, repeat it aloud, and then write it. Each time he came to the name of God, he would say, "I am writing the name of God for the holiness of His name." If he made an error in writing God's name, he had to destroy the entire sheet of papyrus or vellum that he was using.
- After the scribe finished copying a particular book, he would count all of the words and letters it contained. Then he checked this tally against the count for the manuscript that he was copying. He counted the number of times a particular word occurred in the book, and he noted the middle word and the middle letter in the book, comparing all of these with his original. By making these careful checks, he hoped to avoid any scribal errors.

## Writing Materials

Clay tablets – Not Very portable

Papyrus – Not Very Durable

Vellum – Both Portable and Durable

Paper – Not available

Scrolls and Codices (Codex) – Two Binding Methods

Disposal – Unrepairable Copies Destroyed

## Languages of the Old Testament

### 1. Hebrew

- a. Simple language
- b. Biblical Hebrew has a very small vocabulary
- c. Built on three letter root words  
three Hebrew consonants  
carry the idea of holiness:

קדש

(note that Hebrew reads right to left)

We will use phonemes from English (the basic symbols that represent sounds) to represent those Hebrew characters:

קדש q d sh

קדש = qdsh = the idea of holiness

qadosh = holy

qodesh = holiness

qadash = he was holy

yiqdosh = he will be holy

eqadash = I will be holy

qidshu = be ye holy

qaddeshu = make holy

Meqaddesh = making holy

yithqaddashu = they will sanctify themselves

None of the vowel sounds were written. They had to be supplied by the reader from memory !

קדש

The q d sh sounds could represent:


holy, holiness, he was holy, he will be holy,  
I will be holy, be ye holy, make holy,  
making holy, they will sanctify themselves

Even though it was a simple language, with a limited vocabulary Biblical Hebrew required the reader to know the content first in order to be able to read it!

## Languages of the OT

From the time King David, the sopherim had used a round Paleo-Hebrew (early Hebrew) script to copy the Old Testament manuscripts, because they could write it on parchment, unlike the wedge-shaped cuneiform script of the Canaanites.

An important change in the Hebrew language occurred around 500 BC. Aramaic had become the common language of commerce and education in the Near East. The sopherim began using a square Aramaic script that they learned during their Exile in Babylon.



Papyrus manuscripts from a Jewish colony on Elephantine Island (in the N Delta) prove that the old cursive script was no longer used in 250 BC. The Dead Sea scrolls cover this period of transition; some of these are written in the rounded Paleo-Hebrew script, but most are in the square Aramaic.

Note that Hebrew scribes did not begin using the Aramaic language; they simply borrowed its script and used it to express their own Hebrew words. They could do this because both Hebrew and Aramaic were Semitic languages, and their scripts stood for the same alphabet, which in turn signified many of the same sounds in both languages. (We see a modern example of this in English and French. Since they were both shaped by the same classical language, Latin, their alphabets and some of their sounds are the same.)

When Hebrew scribes had borrowed the Aramaic script, they also started borrowing Aramaic words and phrases to express traditional Hebrew ideas just as we commonly use the French words *coiffure* and *lingerie*). Gradually they came to insert Aramaic words into the text to take the place of older Hebrew words that they no longer used. And sometimes they added editorial notes in Aramaic to clarify what the text said; Jeremiah 10:11 is such a note.

## Vowels

Paleo-Hebrew had no vowels, and early scribes probably used dots to separate their words, as the Phoenicians did. They did not put spaces between words, as we do. In the tenth

century BC, the Arameans (who lived in what is now Syria) had begun putting special letters at the end of each word to indicate final long vowels.

Two centuries later, Moabites of Canaan began doing the same, and they passed the idea on to the Hebrew scribes.

After the Exile, Hebrew scribes began to associate four of the Hebrew consonants with

vowel sounds **aleph** א = a **heh** ה = e **vav** ו = o **yud** י = i

Language experts call these letters the *matres lectionis* (Latin, "mothers of reading"). But the Hebrew scribes did not develop a system for showing the vowel sounds until after AD 500.

A person who read an Old Testament manuscript in the time of Jesus found a continuous string of letters, and had only the three simple devices (dots between words, final long vowels, and the *matres lectionis*) to guide him in identifying, breaking up and pronouncing the words. He had to supply a good deal, in fact, from memory.

For example, let us say we were going to write Isaiah 61:1 (in English) the way it would have appeared in the scroll that Jesus read in the synagogue of Nazareth (Luke 4: 18): "The Spirit of the Lord is upon me, because he has anointed me ..." If we use the letters from our English translation but write it in the old Hebrew style, it would look something like this

**TH.SPRT.F.TH.LRD.S.PN.M.BCS.H.H.NNTD.M.**

That's not easy to read, is it? But Hebrew and other Semitic languages ran from right to left; so to get a better picture of what the verse looked like, try this:

**.M.DTNN.H.H.SCB.M.NP.S.DRL.HT.F.TRPS.HT**

**Aramaic**

Language close to Hebrew  
 Became the spoken language of Jews in Palestine  
 Six chapters of Daniel and four chapters of Ezra

**Septuagint**

The Old Testament has come down to us in other languages besides Hebrew and Aramaic. After 300 BC, Greek versions began to appear. A community of 70 Greek-speaking Jewish scholars in Alexandria compiled a Greek version of the Old Testament called the Septuagint or LXX.

**Cannon of O.T.**

Definition:

- Greek "kanon", meaning a rod
- Hebrew "qan", meaning a reed

Books of Old & New Testament measuring up to the standard of Scripture established before and used in the Septuagint

Centuries before Christ

Confirmed by:

- Jews - historic & contemporary
- Essenes
- Jesus
- Apostles
- The Early Church Fathers

**ASSIGNMENT: CONTINUE ASSIGNED READING OUTSIDE OF CLASS**

Continue reading **'The New Manners and Customs of Bible Times'** and finish before Mid-Term Test.



## SESSION 5, PART 1 – AUTHENTICITY OF THE NEW TESTAMENT

At the end of this session, you will be able to explain the following:

### Internal Proofs

- Theistic View
- Theme and Scope
- Fulfilled Prophecy

### External Proofs

- Apostolic Martyrs – eye witnesses sealing their testimony with their blood
- Early Christian Martyrs – close enough to verify and convinced enough to die
- Historical Corroboration – Josephus, Tacitus, etc.
- Existence and Persistence of the Church

### Internal Proofs

Given by God then kept by God (Theistic View)

Theme and Scope

The new is in the old contained, the old is in the new explained.

Fulfilled Prophecy

Genesis 3:15 ⇌ “seed of a woman” Luke 2:7; Galatians 4:4

Genesis 12:3 ⇌ “descendant of Abraham” Matthew 1:1; Acts 3:25; Galatians 3:16

Genesis 17:19 ⇌ “descendant of Isaac” Matthew 1:2; Romans 9:7

Numbers 24:17 ⇌ “descendant of Jacob” Matthew 1:2

Genesis 49:10 ⇌ “descendant of Judah” Matthew 1:2

Isaiah 11:1 ⇌ “descendant of Jesse” Matthew 1:6

Isaiah 9:7 ⇌ “heir to the throne of David” Matthew 1:1; 1:6

Micah 5:2 ⇌ “born in Bethlehem” Matthew 2:1

Isaiah 7:14 ⇌ “born to a virgin” Matthew 1:18

Hosea 11:1 ⇌ “called out of Egypt” Matthew 2:14-21

Isaiah 9:1b-2 ⇌ “ministry in Galilee” Matthew 4:12-16

Deuteronomy 18:15 ⇌ “ministered as a prophet” John 6:14



Psalm 110:4 ➔ “ministered as a priest (though not a Levite)” Hebrews 5:1-10; 7:1-28

Isaiah 53:3 ➔ “rejected by the Jews” John 1:11; 5:43; Luke 23:18; Acts 3:14-15

Isaiah 11:2 ➔ “Spirit of wisdom and understanding” Matthew 13:54

Isaiah 35:5-6 ➔ “deaf, dumb, blind and lame healed” Luke 7:22

Isaiah 61:1 ➔ “good news preached to the poor and broken hearted” Luke 7:22

Zechariah 9:9 ➔ “humble entry on a donkey” John 12:13-14

Psalm 41:9 ➔ “betrayed by a friend” Mark 14:10

Zechariah 11:12 ➔ “sold for 30 pieces of silver” Matthew 26:15

Zechariah 11:13 ➔ “money cast down in temple” Matthew 27:5

Zechariah 11:13 ➔ “money given to a potter” Matthew 27:7

Isaiah 53:8 ➔ “condemned without a fair trial” Matthew 27:1

Psalm 35:11-12 ➔ “accused by false witnesses” Matthew 26:59-61

Isaiah 50:6 ➔ “beaten and spit upon” Mark 14:65, Matthew 27:30

Psalm 129:3 ➔ “scourged” John 19:1

Psalm 102: ➔ “mocked” Matthew 27:29-31

Psalm 22:6-8 ➔ “taunted with '*No help from God for you!*'” Matthew 27:39-43

Psalm 22:16 ➔ “hands and feet pierced” John 19:23; 20:25

Psalm 22:18 ➔ “clothing parceled out, but one piece gambled for whole” John 19:23-24

Psalm 22:7 ➔ “insulted while dying with wagging heads and scorn” Matthew 27:39

Isaiah 53:12 ➔ “crucified with sinners” Matthew 27:38

Psalm 69: 21 ➔ “given gall and vinegar to drink” Matthew 27:34; 48

Psalm 34:20 ➡ “no bones broken” John 19:33

Psalm 22:1 ➡ “forsaken of God” Matthew 27:46

Daniel 9:24-26 ➡ “died at the appointed time foretold to Daniel”

Seven seventies (490 years) is the determined time. The death of Christ happened at the Passover in the month Nisan, in the four thousand seven hundred and forty-sixth year of the Julian period. Four hundred and ninety years, reckoned back from the above year, leads us directly to the month Nisan in the four thousand two hundred and fifty-sixth year of the same period; the very month and year in which Ezra had his commission from Artaxerxes Longimanus, king of Persia, to restore and rebuild Jerusalem.

Isaiah 53:9 ➡ “buried in a rich man’s tomb” Matthew 27:57-60

Psalm 16:10 ➡ “raised from the dead” Matthew 28:5-9

Hosea 6:2 ➡ “rise from the dead on the third day” Matthew 27:57-28:6

Matthew 27:57-28:6

- Christ was in the tomb for the part of one day, a whole day and the part of another day... legally three days as reckoned by the Jews, but closer to two days if reckoned by the hour meter on the tomb.

### **External Proofs**

Apostolic Martyrs – eye witnesses sealing their testimony with their blood

Early Christian Martyrs – close enough to verify and convinced enough to die

Historical corroboration – Josephus, Tacitus, etc.

Existence and persistence of the Church

## SECTION 5, PART 2 – AUTHENTICITY OF THE NEW TESTAMENT

At the end of this session, you will be able to explain the following:

Canon of the New Testament  
History of Transmission  
Translations  
Theories of Translation

Canon of the New Testament

Those writings included in Scripture

Greek "Kanon" - rod  
Hebrew "qaun" - reed

Canon - Measuring device. Word used to describe those books of the Old and New Testament that measured up to the standard of Scripture.

Features of the New Testament Canon of Scripture

Must have Apostolic...

- Authorship: written by one of the Twelve
- Authorization: written at the direction one of the Twelve
- Approval: included at the direction of the Twelve

Must have been accepted from the beginning by the Church as Scripture

Did not gradually attain to the status of Scripture

Immediate acceptance and recognition by the Church as Scripture

Many pseudepigrapha and extra canonical writings

### **Canon Complete**

By the close of the first century all of the NT books were in circulation

Not all books available in every location at first nor was the canon collated

Second century early church fathers Irenaeus of Lyons first used the terms OT and NT

He quoted the 4 Gospels and included quotations from all of the NT books except Philemon and 3 John

The Muratorian Canon at the close of the 2<sup>nd</sup> century listed all of the books in the NT except for Hebrews, James and the two epistles of Peter

The third council of Carthage in 397 AD recognized the NT canon of 27 books

## **History of Transmission**

Pre-Press

Hand copied manuscripts

"Sopherim" - counters

Destruction of mistakes

Disposal of worn out manuscripts

Post-Press

Guttenberg's Bible

French philosopher, Voltaire, 1694-1778 his house became a Bible publishing house.

The Bible has become the all time best-seller

"Majority Text" or the Received Text

## **Translations**

Hegesippus quotes from Syriac Version about 150 AD

Jerome's Latin Vulgate

383 AD completed the Gospels

385 AD completed the NT

386 AD moved to Bethlehem to study Hebrew

405 AD completed OT

Dark ages (1000 years of Church domination)

Wycliffe: Sponsored first complete translation of Bible into English (1383).

Tyndale: (1494-1536) English

religious reformer and martyr whose translation of the New Testament was the basis of the King James Bible.

King James: (1604) commissioned a translation that was completed in 1611

Many modern Translations based on the Wescott and Hort Greek text

## **Theories of Translation**

"Formal Equivalence": the translator attempts to render the exact words, form for form, or word for word of the original language into the receptor language.



## "Dynamic Equivalence"

The reproduction in a receptor language (e.g., English) of the closest natural equivalent of the source language (e.g., Hebrew or Greek) message, first in terms of meaning, and second in terms of style.

Examples:

Strictly literal:

- New American Standard Bible

Literal:

- New King James Version
- Revised Standard Version
- New American Bible

Literal with freedom to be idiomatic:

- New Revised Standard Version

Thought-for-thought:

- New International Version
- New Jerusalem Bible
- Revised English Bible
- New Jewish Version

Dynamic equivalent (modern speech):

- Today's English Version/Good News for Modern Man

Paraphrase:

- The Living Bible
- The Message Bible



## ASSIGNMENT: CONTINUE ASSIGNED READING OUTSIDE OF CLASS

Continue reading 'The New Manners and Customs of Bible Times' and finish before Mid-Term Test.

## SESSION 6, PART 1 - INSPIRATION OF SCRIPTURE

At the end of this session, you will be able to explain the following:

- Revelation (review) – Truth Revealed
- Inspiration
- General Inspiration
- Special Inspiration
- Incorrect views on Special Inspiration
- Verbal Inspiration

Revelation (review) - Truth revealed / otherwise / unknown

General Revelation - can be known by all: nature, history, conscience

Special Revelation - given to some for all: spoken, written, Walking Word

Inspiration - "To Breath In"

General inspiration

"To effect with an emotion or thought and thus influence or stimulate to action."

Can be positive or negative, e.g., "inspired poem" - "inspired with fear."

Special inspiration

Theopneustos – God Breathed

Process by which God caused His Special Revelation to be communicated to man.

Scripture:

***Jer 1:9 Then the LORD put forth his hand, and touched my mouth. And the LORD said unto me, Behold, I have put my words in thy mouth.***

***Tim 3:16 All scripture is given by inspiration of God, and is profitable for doctrine, for reproof, for correction, for instruction in righteousness that the man of God may be perfect, thoroughly furnished unto all good works.***

***Cor 2:13 (NIV) This is what we speak, not in words taught us by human wisdom but in words taught by the Spirit, expressing spiritual truths in spiritual words.***

***2 Pet 1:20-21 Knowing this first, that no prophecy of the scripture is of any private interpretation. For the prophecy came not in old time by the will of man: but holy men of God spoke as they were moved by the Holy Ghost.***

Incorrect views on Special Inspiration

Thematic Inspiration – refuted by "No private interpretation" - II Peter 1:20-21

Partial Inspiration - refuted by "All Scripture is inspired" - II Timothy 3:16

Incomplete Inspiration - refuted by "Perfect, thoroughly furnished" II Timothy 3:17

Mechanical Inspiration - refuted by "I thought..."- Luke 1:1-3, Jude 3

Verbal Inspiration and Plenary Inspiration (Plenary will be covered in next session)



### **Verbal Inspiration**

Definition: each word of the original text is inspired

Examples:

#### **Each word**

Prov 30:5-6 (KJV) Every word of God is pure: he is a shield unto them that put their trust in him. Add thou not unto his words, lest he reprove thee, and thou be found a liar.

Prov 30:5-6, Rev 22:18-19, Deut 4:2

#### **Each tense**

Mat 22:31-32 (KJV) But as touching the resurrection of the dead, have ye not read that which was spoken unto you by God, saying, I am the God of Abraham, and the God of Isaac, and the God of Jacob? God is not the God of the dead, but of the living.

#### **Each singular or plural**

Gal 3:16 (KJV vs. NIV) cf. Gen 13:15; 17:8

Now to Abraham and his seed were the promises made. He saith not, And to seeds, as of many; but as of one, And to thy seed, which is Christ.

Write down the meaning of zerah

---

Galatians 3:29

In Christ we are the seed.

**Each gender**

1 Tim 2:1 And the things that thou hast heard of me among many witnesses, the same commit thou to faithful men, who shall be able to teach others also.

1 Tim 2:12 But I suffer not a woman to teach, nor to usurp authority over the man, but to be in silence.

**Each number**

Rev 13:18 Here is wisdom. Let him that hath understanding count the number of the beast: for it is the number of a man; and his number is six hundred threescore and six.

Look up Matthew 5:18

**REVIEW: WHAT ARE THE IMPLICATIONS OF VERBAL INSPIRATION?**

What are the implications of Verbal Inspiration?

What does it mean for Bible Study?

What does it mean for Christian Doctrine?

What does it mean for Church Practice?

What does it mean for Christian Living?



## SESSION 6, PART 2 - THE INSPIRATION OF SCRIPTURE

At the end of this session, you will be able to explain the following:

- Plenary Inspiration
- Proofs of Inspiration
- Methods of Special Inspiration
- The Bible Is Inspired – not the Bible characters

What are the implications of verbal inspiration?

What does that mean for Bible Study?

What does that mean for Christian doctrine, practice and living?

Plenary Inspiration	Definition: The whole of Scripture is inspired both in substance and in structure
---------------------	--

Examples:

Exodus 34:27 And the LORD said unto Moses, Write thou these words: for after the tenor of these words I have made a covenant with thee and with Israel.

1 Chr 28:19 "All this," David said, "I have in writing from the hand of the LORD upon me, and he gave me understanding in all the details of the plan."

Luke 1:1-3 Inasmuch as many have undertaken to compile an account of the things accomplished among us, just as those who from the beginning were eyewitnesses and servants of the word have handed them down to us, it seemed fitting for me as well, having investigated everything carefully from the beginning, to write it out for you in consecutive order, most excellent Theophilus; so that you might know the exact truth about the things you have been taught.

2 Tim 3:16 (NASB) All Scripture is inspired by God and profitable for teaching, for reproof, for correction, for training in righteousness;

## REVIEW: PLENARY INSPIRATION

What are the implications of Plenary Inspiration?

What does it mean for Bible Study?

What does it mean for Christian Doctrine?

What does it mean for Church Practice?

What does it mean for Christian Living?

### **Proofs of Inspiration fall into two categories - internal and external**

#### **Internal**

Declarations of Inspiration

Manifestations of Inspiration

Unity of Theme - extent of scope - purity of doctrine and ethics - diversity of human authorship

First Mentions - Great themes appearing in the book of Genesis:

**LIGHT, FAITH, HOPE, LOVE, BLOOD, GRACE, WORD, JUST, PERFECT, ATONEMENT, COVENANT, ALTAR, SHED, WINE, DRUNKEN, PRAISE, PEACE, TITHES, VISION, SHEILD, REWARD, I AM, IMPUTED, RIGHTEOUSNESS, ANGEL OF THE LORD, WORSHIP, MERCY, FIRE, OBEY, SOW, SALVATION**

Prophecy Fulfilled (See Appendix A)

THE PERSON OF JESUS CHRIST

None other like Him

THE DOCTRINE OF SALVATION

None other like it

#### **External**

The Church: survival in spite of enemies without and within, substitution

The Believer: transformed lives, testimonies sealed in blood

The Bible: survival unadulterated over the centuries

### Methods of Special Inspiration

1. DIVINE GUIDANCE in selection of facts and narration of observed events
2. ENLIGHTENMENT in moral and doctrinal subjects
3. DIRECT SPECIAL REVELATION concerning the unknown or unknowables
4. DIRECT DICTATION 'thus saith the Lord'
5. DIRECT INSCRIPTION written by the finger of God (two instances); Exodus 31:18 is one instance

The Bible is inspired - not men - the Bible records the lies, mistakes, sins, etc. of men, but do not lie itself.

2 Peter 1:20-21 New King James Version (NKJV)

***<sup>20</sup> knowing this first, that no prophecy of Scripture is of any private interpretation,<sup>21</sup> for prophecy never came by the will of man, but holy men of God spoke as they were moved by the Holy Spirit.***

### REVIEW: METHODS OF INSPIRATION

What are the implications of Methods Inspiration?

What does it mean for Bible Study?

What does it mean for Christian Doctrine?

What does it mean for Church Practice?

What does it mean for Christian Living?

## SESSION 7, PART 1 - THE AUTHORITY OF SCRIPTURE

At the end of this session, you will be able to explain the following:

- Inspiration and Authority
- Pretenders to the Throne of Authority
- Supposed Contradictions in Scripture

### **Review**

Revelation – Truth Revealed

General Revelation: nature, history, conscience

Special Revelation: spoken, written, walking Word

### **Inspiration**

General Inspiration: to effect with emotion or thought

Special Inspiration: process by which God conveyed the Special Revelation to man

**Illumination** - process/God causes His special revelation to be understood by human heart

Look up the following:

John 16:13-14

1 Cor 2:10-13

1 John 2:27

### **Definition Review**

Infallible – cannot fail

Inerrant – without error

Immutable – cannot be changed

Science books change their avowed theories

Even religions change

God's Word never changes

Because Scripture is God Breathed

2 Timothy 3:16-17

2 Timothy 4:1-2

**Authority** - Scripture has authority of God because it came by inspiration of God

**Faith as Belief** - trust in the Infallible, Inerrant, Immutable Word of God

**Faith as Doctrine** - taught by the Infallible, Inerrant, Immutable Word of God

**Faith as Religion** - built upon the Infallible, Inerrant, Immutable Word of God

**Authority For Practice** - How we live before God & man

**Pretenders to the Throne**

Tradition - religious or cultural

Experience - supernatural or emotional

Expedience - situational ethics

**Supposed contradictions in Scripture**

**Two views**

No God - scripture man made - contradictions disprove Bible - seek exploitation

Know God - Scripture inspired - contradictions only apparent - seek explanation

Same old battles must be fought again & again

## SECTION 7, PART 2 - THE AUTHORITY OF SCRIPTURE

At the end of this session, you will be able to explain the following:

- Apparent factual discrepancies
- Apparent Ethical discrepancies
- Apologetics
- Historical views on inspiration
- Statement of Faith concerning Scripture

### **Apparent Factual Discrepancies**

#### Apparent Historical Discrepancies

- The Biblical record is the most complete by far
- Secular histories are always subject to agenda

#### Apparent Scientific Discrepancies

- God's Word never contradicts the truth of creation
- Misunderstandings can come from both science and from faulty Biblical understanding
- God neither lies nor misleads

#### Apparent Internal Discrepancies

- Scripture does not contradict Scripture
- Faulty understanding – willful or ignorant

### **Apparent Ethical Discrepancies**

#### Apparent Humanistic vs. Biblical Ethics

- Jeremiah 17:9 heart deceitful
- Proverbs 14:6-8 scoffers will not find wisdom

#### Apparent Moral Contradictions

- Proverbs 14:12 way seems right > death
- Proverbs 30:12 generation pure in own eyes

#### Apparent Doctrinal Contradictions

- example: Faith vs. Works - salvation?
- Paul and James looking at the same thing from different perspectives.
- 2 Peter 3:16 ignorant & unstable twist Scripture

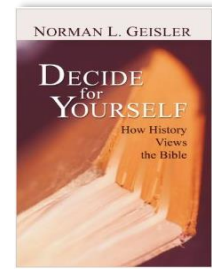


## **Apologetics**

The study of defending Christian Doctrine.

*'Decide for yourself- How History Views the Bible'*

Book by Norman Geisler ISBN 978-1592447831 Excellent summaries of each of these. Out of print, but available online used as of 2013 for less than \$15 at Amazon.com



## **Views on inspiration**

Scripture – 2 Timothy 3:16-17

Early Church Fathers - Justin Martyr, Irenaeus, Tertullian

Medieval Fathers - Augustine, Thomas Aquinas

Reformation Fathers - Martin Luther, John Calvin

Orthodoxy - A.A. Hodge, B.B. Warfield

Liberalism - Harold DeWolfe, Harry Emerson Fosdick

Fundamentalism - John R. Rice

Neoorthodoxy - Karl Barth, Emil Brunner

Liberal-Evangelical - C.S. Lewis

Neoevangelical - G.C. Berkouwer, Jack Rogers (Fuller Seminary)

## **Statement of Faith Concerning Scripture**

*"I believe in the verbal, plenary inspiration of the Bible and that it is the infallible, inerrant and immutable Word of God and the sole source of authority for all faith and practice."*

## **DISCUSSION QUESTIONS – DOCTRINAL STATEMENT**

Does your church have a Doctrinal Statement?

What does it say about the Bible?

What do you believe about the Bible?

What English translation of the Bible do you use?

What Greek text is your English translation based on? Does illumination imply a private interpretation?

## **Machias Community Church Doctrinal Statement of Faith**

1. We believe the Bible to be the inspired, the only infallible, authoritative Word of God. II Tim. 3:16,17; II Peter 1:21
2. We believe that there is one God, eternally existent in three persons, Father, Son and Holy Ghost. Gen. 1:26; Matt. 3:16; John 14:16
3. We believe in the deity of our Lord Jesus Christ, in His virgin birth, in His sinless life, in His miracles, in His substitutionary and atoning death through His shed blood, in His bodily resurrection, in His ascension to the right hand of the Father, and in His personal return in power and glory. John 8:58; Heb. 9:11-14; Rom. 5:8; Acts 1:10,11
4. We believe that for the salvation of lost and sinful man regeneration by the Holy Spirit is absolutely essential. John 3:3
5. We believe in the present ministry of the Holy Spirit by whose indwelling the Christian is enabled to live a godly life. John 14:25-26
6. We believe in the resurrection of both the saved and the lost; they that are saved unto the resurrection of life and they that are lost unto the resurrection of damnation. John 5:28
7. We believe in the spiritual unity of believers in our Lord Jesus Christ, who have the mutual responsibility of helping each other grown in grace and knowledge of Jesus Christ. Eph. 4:4-6; Gal. 6:1-10



## SESSION 8, PART 1 – INTRODUCTION TO HERMENEUTICS

At the end of this session, you will be able to answer the following:

- What is hermeneutics?
- Why is hermeneutics necessary?
- What is required of the Biblical interpreter?

### **2 Timothy 3:16**

#### ***New International Version (NIV)***

***16 All Scripture is God-breathed and is useful for teaching, rebuking, correcting and training in righteousness,***

### **Hermeneutics**

- What is hermeneutics?
- Why is hermeneutics necessary?
- What is required of the Biblical interpreter?
- What must be avoided for correct interpretation?
- What tools are required for correct interpretation?
- What preparation is necessary?
  - Word study
  - 12 circumstantial questions to ask



### **What is Hermeneutics?**

Defined: *The Science of Interpretation - Especially Biblical Interpretation*

Described: *Establishes and classifies principles, methods and rules by which the meaning an author can be ascertained.*

Decreed: *Make it clear and give the meaning: Neh 8:7-8*

### **Why is Hermeneutics necessary?**

1. We have a Heavenly Message conveyed in human language.
2. The Biblical languages differ widely from English in grammatical structure and idiomatic usage.
3. The English language itself is constantly changing.
4. The Eastern, Biblical culture is vastly different from our Western culture.
5. The Bible is an ancient book and we live in a modern world. Jer 17:9
6. The mind of man is worldly and the heart of man is deceitful and wicked.
7. False teachers are growing worse and worse: twisting, teaching and deceiving.

**Look up these Scriptures**

**Acts 20:29-30**

**2 Peter 2:1; 3:16**

**1 Timothy 4:1**

**2 Timothy 3:13**

**1 John 4:1**

**Jude 3 and 4**

8. Satan is still misquoting the Scriptures! Gen 3

**What are the necessary requirements of the Biblical interpreter?**

Born again for the natural man receives not the things of the Spirit of God..." 1 Cor 2:14

Love the truth or God will send delusion..." 2 Thess 2:10

"Choose God's will and you'll know the doctrine..." If you desire God's will then you will know the truth. John 7:17

Desire the sincere milk of the Word..." 1 Peter 2:2

Receive it as it is indeed: The Word of God..." 1 Thess. 2:13

God is working in you to both will and do His good pleasure..." Phil 2:13

## SESSION 8, PART 2 – INTRODUCTION TO HERMENEUTICS

At the end of this session, you will be able to answer the following:

- What must be avoided for correct interpretation?
- What tools are required for correct interpretation?
- What preparation is necessary?

What must we avoid?

1. **Doctrinal, social or personal biases**
2. **An unteachable spirit**
3. **An arrogant, intellectual attitude**
4. **A desire to justify our sin**
5. **A blind eye to those parts that convict us of sin**
6. **Unbelief**

What tools and/or special knowledge is required?

- **Bible – several translations**
- **Principles of Hermeneutics**
- **Hebrew/Greek word studies**
- **Working knowledge of Biblical culture**
- **Understanding of idiomatic usage in the Bible**

Preparations for Interpretation

Careful EXEGESIS: “What does the passage say?”

Before we can ask 'what does it mean' we must know what it says!

Twelve questions to answer

1. **Who is speaking?**
2. **Who is being spoken to?**
3. **What is the occasion?**
4. **What is the intent of the speaker?**
5. **What is the response of the one(s) spoken to?**
6. **When is this occurring?**
7. **Where is this occurring?**
8. **Where does this appear in Scripture?**
9. **Are there any parallel passages?**
10. **Are there any significant numbers?**
11. **Are there any repeated phrases, words or themes?**
12. **How is the speaker speaking: plainly or with figures of speech?**

## SESSION 8, PART 3 – HERMENEUTICS: FIGURES OF SPEECH

At the end of this session, you will be able to explain the following:



### Introduction to Figures of Speech

- A. There are over 200 distinct figures of speech some of which have 30-40 variations!
- B. Figures may be classified as to whether they affect the words or affect the thought.
- C. THREE Classification of figures of speech:
  - 1. Figures involving omission (ellipsis) where something is omitted in the words themselves or in the sense conveyed by them.
  - 2. Figures involving addition (pleonasm) where words are added by way of repetition, amplification.
  - 3. Figures involving change where words are changed in meaning, order and application.
- D. If you fail to take into account figures of speech you will misinterpret Scripture!

### Understanding figures of speech

**Simile** - expressed comparison between two objects

Jeremiah 23:29 "Is not My word like a fire?" says the LORD, "And like a hammer that breaks the rock in pieces?"

**Metaphor** - implied comparison between two objects

Matthew 5:13-16 "You are the salt of the earth... you are the light of the world."

**Allegory** - various metaphors united in story form

John 6:51-65 "I am the living bread... eat my flesh... drink my blood... 'hard saying'... these words are spirit."

**Fable** - narrative allegory using personification

2 Kings 14:9 Jehoash king of Israel sent to Amaziah king of Judah, saying, "The thistle that was in Lebanon sent to the cedar that was in Lebanon, saying, 'Give your daughter to my son as wife'; and a wild beast that was in Lebanon passed by and trampled the thistle."

**Anthropomorphism** - Ascribing human attributes to God

Psalms 89:13 You have a mighty arm; Strong is Your hand, and high is Your right hand.

**Personification** - ascribing personal attributes to animals or inanimate objects

Numbers 16:32 the earth opened its mouth and swallowed them up, with their households and all the men with Korah, with all their goods.

**Apostrophe** - turning away from those addressed to speak to another

Psalms 33:20-22 Our soul waits for the LORD; He is our help and our shield. For our heart shall rejoice in Him, Because we have trusted in His Holy Name.

Let Your mercy, O LORD, be upon us, Just as we hope in You.

**Parenthesis** - turning away from the subject to add an explanation

Hebrews 2:9 But we see Jesus, who was made a little lower than the angels, for the suffering of death crowned with glory and honor, that He, by the grace of God, might taste death for everyone. (Can turn into a digression if subject changes or the parenthesis is not closed.)

**Digression** - the subject actually changes to another subject. Sometimes what starts as a Parenthesis ends up becoming a Digression if there is no return to the original subject.

**Interrogatory** - affirmation expressed in the form of a question sometimes called a rhetorical question

1189 chapters in the Bible

3298 questions (English)

Only 453 chapters do not have a question

In NT 260 chapters

In NT 1024 questions!

Study of classes of interrogatories in the Bible is huge!

Positive affirmation, negative affirmation, affirmative negation, demonstration, reproaches, absurdities, etc.

Example of the Affirmative Negation:

Genesis 18:14 Is anything too hard for the LORD?

**Hyperbole** – exaggeration to make a point

Judges 7:12 Now the Midianites and Amalekites, all the people of the East, were lying in the valley as numerous as locusts; and their camels were without number, as the sand by the seashore in multitude.

**Irony** - words mean their exact opposite

Ecclesiastes 11:9 Rejoice, O young man, in your youth, And let your heart cheer you in the days of your youth; Walk in the ways of your heart, And in the sight of your eyes; But know that for all these God will bring you into judgment. (Luke 12:20 - Jesus calls that man a fool)

**Metonymy** - "other name"

e.g., the White House said = it really means the administration

1. Cause stands for effect & vice versa

Mark 9:17 A mute spirit = demon caused muteness

2. Subject stands for associated idea or circumstance

Psalm 23:5 table = provision full cup = abundance

3. Sign spoken of stands for thing signified

Gen 49:10 scepter = kingship / Judah = Judah's descendant(s)

**Synecdoche** - Part for whole or vice versa

John 13:14 If I then, your Lord and Teacher, have washed your feet, you also ought to wash one another's feet.

**Enigma** - allegory in the form of a riddle

Judges 14:14 eater>eats strong>sweets; Rev 13:18 666

**Type** - metaphor using persons or objects to foreshadow

John 3:14 And as Moses lifted up the serpent in the wilderness, even so must the Son of Man be lifted up,

**Symbol** - represents something else by association, resemblance, or convention, especially a material object used to represent something invisible. Daniel's vision the beast/horns = kingdoms/kings

**Parable** - story of natural events illustrating truth

Matt 13:3-8 Parable of the sower

**Antithesis**- impressing truth through contrasting expressions

Matt 7:13-14 Narrow vs. Wide gate / path

**Climax** - impressing truth through an ascending order of rhetorical intensity

Rom 8:29-30 foreknown>predestined>called>justified>glorified

**Proverb** - poetic form consisting of two parallelisms:

1. a) synonymous – both saying the same thing
2. b) antithetical – one positive the other negative
3. c) synthetic - one leading into the other

**Apothegm** – short pithy, witty saying

Luke 4:23 You will surely say this proverb to Me, "Physician, heal yourself!"

Assuredly, I say to you, "No prophet is accepted in his own country."

**Acrostic** - arrangement of words based on first letter

Ps 119 is an acrostic using the Hebrew alphabet starting with aleph beth gimel dalet etc.

**Paradox** - truths that appear to be mutually exclusive.

Matt 8:22 But Jesus said to him, "Follow Me, and let the dead bury their own dead."

**Chiasm** – A chiasm is a writing style that uses a unique repetition pattern for clarification and/or emphasis

Correspondence

Parallelism

Alternation

Introverted

Complex

Comes from the Greek letter X (chi)

Galatians 2:16

knowing that a man is justified

not by the works of the law

but [ justified ] by faith in Jesus Christ,

even we have believed in Christ Jesus,

that we might be justified by faith in Christ

and not by the works of the law;

for by the works of the law no flesh shall be justified.

**Ellipsis** - something is missing! You the reader must supply it. In the example of a Chiasm there was a word missing in Galatians 2:16 that the attentive reader would automatically supply. Some translations supply the Ellipsis and indicate it by putting the text in *italics* but [ justified ] by faith in Jesus Christ

This is not adding to the Word of God! To not supply the Ellipsis would actually be taking away from the Word of God!

BUT – Who supplies the Ellipsis?



## **SESSION 8, PART 4 – HERMENEUTICS: IDIOMATIC USAGE**

At the end of this session, you will be able to explain the following:

Idiomatic usage

“Hebraisms” and Greek idioms

Things to note when studying scripture:

### **“Hebraisms” and Greek idioms**

**Idioms are sayings where the words do not convey their usual meaning:**

“Step on it”

“Get the lead out”

“Shake a leg”

**These all mean hurry, but cannot be taken literally.**

**Knowing the idiom is essential to understanding the meaning.**

**Those who are ignorant of Hebrew and Greek idioms make many mistakes trying to understand what the Bible is saying!**

**Identify multiple names for the same person place or thing**

**Identify multiple persons, places or things with the same name**

**Note lists enumerated or otherwise**

**Note repeated words or phrases**



## TEST: FIGURE OF SPEECH QUIZ

Using the definition of Figures of Speech, identify, the figures of speech used by Jesus in Matthew 7.

FIGURES OF SPEECH Quiz - indicate verse(s) from Matthew 7 for each:

Verse:	Figure:
7-8	Acrostic
16	Antithesis
13-14	Antithetical Proverb
12	Apostrophe
21-23	Climax
3-5	Hyperbole
9-10, 16	Interrogation
3	Irony
2, 15	Metaphor
24-27	Parable
24,26	Simile
17-18	Synecdoche
6	Synthetic Proverb


Extra credit: **Chiasm 16-20; Ellipsis 6**

### **Book to Study**

“Figures of Speech in the Bible Explained and Illustrated” by Ethelbert Bullinger

**ISBN-13:** 978-1614271949

Bullinger sets out 217 distinct figures of speech present in Scripture. He gives for each the pronunciation and etymology of its name, and then a number of passages of Scripture in which it appears, accompanied by a full explanation.



## SESSION 9 - HERMENEUTICS: RULES OF INTERPRETATION

At the end of this session, you will be able to explain the following:

The fundamental principle of hermeneutics  
Seven rules of hermeneutics

The FUNDAMENTAL PRINCIPLE in Biblical Interpretation  
Scripture is its own best interpreter/commentator  
*"Comparing Spiritual things with Spiritual Things" - 1 Cor 2:13*

### Context of the plenary revelation of God

**God's Word is an unfolding revelation**

**Do not ignore, but explore any apparent contradictions!**

Linear hermeneutic not circular.

### SEVEN RULES OF HERMENEUTICS

1. TAKE THE WORDS IN THEIR USUAL AND ORDINARY SENSE

**As the people to whom they were originally spoken to would have understood them. Not necessarily literally - remember figures of speech  
Carefully note the response of the hearers - did they have difficulty?**

2. TAKE THE WORDS IN THE SENSE THAT THE WRITER NORMALLY USED THEM

**The "writer's context" indicates how the writer intended his words to be understood. This can change over a lifetime and why a Biographical Study is important.**

3. TAKE THE WORDS IN THE SENSE THAT THE PHRASE INDICATES also called the "SHORT CONTEXT"

Examples of context-sensitive words: [meaning depends on usage within the passage.](#)

The word "Faith" ***system of belief or act of trusting***

The word "Salvation" ***from disease or from sin***

The word "Grace" ***free, unmerited favor or God-given gift / ability / ministry***

The word "Flesh" ***meat, tissue or sin nature***

The word "Blood" ***red, viscose liquid or life***

**Example: the Greek word Koinonia/Koinonos**

Note: The Greek word koinonia will be used later in the 'Topical Studies session.'

**Communion** [2 Cor 13:14](#)

**Partake** [1 Cor 10:20-21](#)

**Participation** [2 Cor 6:14](#)

**Partnership** [2 Cor 8:23](#)

**Fellowship** [1 Cor 1:9](#)

**Benevolence** [2 Cor 8:4](#)

**Contribution** [Rom 15:26](#)

**Distribution(OKJV) / Sharing** [2 Cor 9:13](#)

**Communication / Sharing** [1 Tim 6:18](#); [Heb 13:16](#)

**Communicating / Sharing** [Faith Philemon 1:6](#)

**Partakers** [Matt 23:30](#); [2 Cor 1:7](#); [1 Pet 5:1](#); [2 Pet 1:4](#)

**Companions** [Heb 10:33](#)

**Partner(s)** [Luke 5:10](#); [Philemon 1:17](#)

4. TAKE THE WORDS IN CONTEXT also called the "LONG CONTEXT"

Example: the word "Mystery" Eph 3:3

How that by revelation He made known to me the mystery (as I have briefly written already)

The whole passage from Ephesians 1-3 (specifically 1:9 to 3:12) explains what is meant by the word 'mystery' and we understand that it was something that had been unknown, but was now being made known – not 'mysterious' – Not mystery religion

5. CONSIDER THE OBJECT OR DESIGN OF THE PASSAGE

- a) general purpose of the writer - stated or unstated
  
- b) specific purpose - stated or unstated  
what is the point of view?

For example John, in his gospel toward the end, says,  
"and truly Jesus did many other signs in the presence of His disciples, which are not written in this book; but these are written that you may believe that Jesus is the Christ, the Son of God, and that believing you may have life in His name." John 20:30-31

6. CONSULT PARALLEL PASSAGES

- a) Quotes: Where Scripture quotes Scripture NT<OT
  
- b) Exact parallels: Less specific than a quote but directly addressing the same subject  
Treasury of Scripture Knowledge / Nave's Topical Bible
  
- c) Inexact or incomplete parallels: Where the subject is addressed elsewhere indirectly or even antithetically.

7. RECOGNIZE PARALLEL EXCLUSION

- a) Any Bible doctrine is a doctrine of the whole Bible  
Plenary Inspiration gives us this 'negative' rule
  
- b) Note any lack of parallel passages in the rest of Scripture  
Such lack would advise extreme caution  
Remember the fundamental principle:  
The Bible is its own best Interpreter/Commentator
  
- c) 'Proof Texting' is not valid – Do not take a single verse and attempt to use it to validate a peculiar doctrine or teaching!

## TEST: HERMENEUTICS

All tests and quizzes are open book and open notes. Rote memorization for a test is soon forgotten. The idea is to learn how to use available resources.

**Give four reasons why Hermeneutics is necessary.**

1. **We have a heavenly message conveyed in human language.**
2. **The Biblical languages differ widely from English in grammatical structure and idiomatic usage.**
3. **The English language itself is constantly changing.**
4. **The Eastern, Biblical culture is vastly different from our Western culture.**
5. **The Bible is an ancient book and we live in a modern world. The mind of man is worldly and the heart of man is deceitful and wicked. Jer 17:9**
6. **False teachers are growing worse and worse: twisting, teaching and deceiving.**
7. **Satan is still misquoting the Scriptures! Gen 3**

**Give three necessary requirements of the Biblical interpreter.**

1. **Born again for the natural man receives not the things of the Spirit of God..." 1 Cor 2:14**
2. **Love the truth or God will send delusion..." 2 Thess 2:10**
3. **"Choose God's will and you'll know the doctrine..." If you desire God's will then you will know the truth. John 7:17**
4. **Desire the sincere milk of the Word..." 1 Peter 2:2**
5. **Receive it as it is indeed: The Word of God..." 1 Thess 2:13**

**List two things we must avoid as interpreters of the Bible.**

1. **Doctrinal, social or personal biases**
2. **An unteachable spirit**
3. **An arrogant, intellectual attitude**
4. **A desire to justify our sin**
5. **A blind eye to those parts that convict us of sin**
6. **Unbelief**

**What tools and/or special knowledge is required? Name one of each.**

**Bible – several translations**

**Principles of hermeneutics**

**Hebrew/Greek word studies**

**Working knowledge of Biblical culture**

**Understanding of idiomatic usage in the Bible**

**List six of the twelve questions to answer before interpretation begins.**

- 1. Who is speaking?**
- 2. Who is being spoken to?**
- 3. What is the occasion?**
- 4. What is the intent of the speaker?**
- 5. What is the response of the one(s) spoken to?**
- 6. When is this occurring?**
- 7. Where is this occurring?**
- 8. Where does this appear in Scripture?**
- 9. Are there any parallel passages?**
- 10. Are there any significant numbers?**
- 11. Are there any repeated phrases, words or themes?**
- 12. How is the speaker speaking: plainly or with figures of speech?**

**What is the Fundamental Principle in Biblical Interpretation?**

**Scripture (The Bible) is its own best interpreter**



**Give the name and explain three figures of speech used in the Bible.**

**Simile** - expressed comparison between two objects

**Metaphor** - implied comparison between two objects

**Allegory** - various metaphors united in story form

**Fable** - narrative allegory using personification

**Anthropomorphism** - ascribing human attributes to God

**Personification** - ascribing personal attributes to animals or inanimate objects

**Apostrophe** - turning away from those addressed to speak to another

**Parenthesis** - turning away from the subject to add an explanation

**Interrogatory** - affirmation expressed in the form of a question sometimes called a rhetorical question

**Hyperbole** – exaggeration to make a point

**Irony** - words mean their exact opposite

**Metonymy** - "other name"

e.g., the White House said = it really means the administration

**Synecdoche** - Part for whole or visa versa

**Enigma** - allegory in the form of a riddle

**Type** - metaphor using persons or objects to foreshadow

**Symbol** - represents something else by association, resemblance, or convention, especially a material object used to represent something invisible. Daniel's vision the beast/horns = kingdoms/kings

**Parable** - story of natural events illustrating truth

**Antithesis**- impressing truth through contrasting expressions

**Climax** - impressing truth through an ascending order of rhetorical intensity

**Proverb** - poetic form consisting of two parallelisms:

a) synonymous – both saying the same thing

b) antithetical – one positive the other negative

c) synthetic – one leading into the other

**Apothegm** – short pithy, witty saying

**Acrostic** - arrangement of words based on first letter

**Paradox** - truths that appear to be mutually exclusive.

**Chiasm** – writing style that uses a unique repetition pattern for clarification and/or emphasis

**Ellipsis** - something is missing! You the reader must supply it.

**List and explain the seven rules of Hermeneutics below:**

- 1. TAKE THE WORDS IN THEIR USUAL AND ORDINARY SENSE**
- 2. TAKE THE WORDS IN THE SENSE THAT THE WRITER NORMALLY USED THEM**
- 3. TAKE THE WORDS IN THE SENSE THAT THE PHRASE INDICATES also called the "SHORT CONTEXT"**
- 4. TAKE THE WORDS IN CONTEXT also called the "LONG CONTEXT"**
- 5. CONSIDER THE OBJECT OR DESIGN OF THE PASSAGE**
- 6. CONSULT PARALLEL PASSAGES**
- 7. RECOGNIZE PARALLEL EXCLUSION**

## SESSION 10, PART 1 – TYPOLOGY

At the end of this session, you will be able to explain the following:

- Typology (definition)
- The relationship between OT & NT typology
- The relationship between the type and antitype
- Scriptural foundation for typology

Explore Relationship between OT & NT typology

From a Scriptural Perspective

Fundamental Principle of Hermeneutics: Bible is its own best Interpreter / Commentator

Definition of Typology: a type is an Old Testament person, place, thing, or occurrence that *prefigures* a person, place, thing, or occurrence found in the New Testament called the antitype.

acronym PPTO

an OT example is a type

the prefix anti in this case means 'instead of' rather than 'against'

1. A type is inferior to its antitype in that it is only a shadow of the real thing.
2. Not all elements of the type have a direct bearing on the antitype
3. A type differs from a symbol in that it foretells of something to come.

Scriptural Foundation for Typology

I Cor 10:6-11 EXAMPLES - TUPOS (too-pas) a die struck to leave an imprint.

Paul begins and ends this passage with the tupos translated examples.

In between he gives four examples from the OT of God's people suffering judgment because of sin.

Hebrews is the NT book of Typology.

Heb. 8:5 EXAMPLE/COPY - hupodeigma (hoop-od'-igue-mah) an exhibit for imitation or warning. SHADOW - SKIA (skee'-ah) a shadow. PATTERN - TUPOS as above.

A **type** is a example, a copy, a shadow, a pattern.

It is not the important thing, it is pointing to the important thing:

the **anti-type**

Heb 9:9 FIGURE/ILLUSTRATION - PARABOLE (para-bo-lay) a simulation.

Heb 10:1 SHADOW - SKIA (skee-ah) as above.

Col 2:17 SHADOW - SKIA as above.

Luke 24:27;44 - John 5:39 the Bible is CRISTO-CENTRIC

What did Jesus think of Typology?

Did Jesus teach using Typology?

Luke 24:27

And beginning at Moses and all the Prophets, He expounded to them in all the Scriptures the things concerning Himself.

Then He said to them, "These are the words which I spoke to you while I was still with you, that all things must be fulfilled which were written in the Law of Moses and the Prophets and the Psalms concerning Me."

John 5:39

You search the Scriptures, for in them you think you have eternal life; and these are they which testify of Me.

The Bible is Christocentric

The correct way to use the OT is to demonstrate Jesus.

He is the one casting the shadow!

Two varieties of Types

Strong Type: [comparison of one or more similar features](#)

Antithetical Type: [contrast between one or more differing features](#)

**Types and Antitypes - Examples:**

<b>The Strong Type - Strong Similarity</b>	
<b>Isaac</b>	<b>Jesus</b>
Promised Child	Promised Child
Born Contrary to Nature	Born Contrary to Nature
Heir to the Promise	Heir to the Promise
Offered by Father	Offered by Father
A Willing Sacrifice	A Willing Sacrifice
Mount Moriah	Mount Calvary
Restored to Father	Restored to Father

<b>The Antithetical Type - Sharp Contrast</b>	
<b>Moses</b>	<b>Jesus</b>
Law Jn 1:17	Grace & Truth Jn 1:17-18
Fading Glory II Cor 3:7	Increasing Glory II Cor 3:6
People Ran from Him Ex 34:30	People Ran to Him Mark 9:15
Kills a Man Ex 2:12	Resurrects a Man John 11:43
Turns Water to Blood Ex 7:20	Turns Water to Wine Jn 2:1-10
Unable to Save Jer 15:1	Saves to the Uttermost Heb 7:25
Servant in the House Heb 3:5	Son over the House Heb 3:5-6
Law Broken in Hands Ex 32:19	Law Kept in Heart PS 40:8
Gave Earthly Bread Jn 6:31	Gave Heavenly Bread Jn 6:33
Prayed for a Leper Nu 12:15	Healed a Leper Matt 8:2-3
1st Passover Heb 11:28	Last Passover Lu 22:15
40 days on a Mountain Top and Was Visited by God Ex 34:28	40 days in the Desert and was Visited by the Devil Matt 4:2

## SESSION 10, PART 2 – TYPOLOGY

At the end of this session, you will be able to explain the following:

Classifications of Types  
Rules for Interpreting Types  
Numerology

Classification of types:

PERSONS:

MELCHIZEDEK – strong type of Christ (Hebrews 5:10; 6:20; 7:1-21)

JOSEPH – unstated strong type of Christ

ADAM and MOSES - "antithetical" types of Christ (Rom 5:14)

INSTITUTIONS:

Sabbath Col 2:16-17

Cities of refuge Heb 6:18

Passover I Cor 5:7

OFFICES:

Prophet Deut 18:15

Priest Heb 10:11-12

King Rev 19:16

EVENTS:

Jonah and the "whale" - Matt 12:39

The Flood - Matt 24:39

Canaan's conquest - Heb 4:8-11

OBJECTS:

Noah's ark 1 Peter 3:21

Tabernacle and furnishings Heb 9:21-23

Brass serpent John 3:14

David's Tabernacle Acts 15:14-16

ACTIONS:

Working at the potter's wheel Jer 18:1-6

Crowning the priest Zech 6:11-13

### **Interpreting Types**

1. Start with the clear statements of the New Testament concerning a type
2. Stay with sound Scriptural doctrine - types are only for illustration
3. Take a type no further than the real point of likeness or contrast
4. If a type is not clearly defined as such in the NT exercise extreme caution
5. Refuse fanciful and farfetched interpretations of types
6. Refuse unwarranted typological illustrations
7. Look for Jesus - the Bible is Christocentric!

### **Numerology**

Definition: The study of the spiritual significance of numbers

Danger:

- a) Can be misleading
- b) Used by the occult
- c) Jews used numbers symbolically
- d) Greeks deified mathematical precision

## **Assignments: TAKE HOME MID-TERM AND COMPLETE STRONG TYPE**

Take home Mid-Term Review (Test)

It is open book test that you can finish at home.

Complete The Strong Type of Joseph: find and record the NT fulfillment of Jesus

## **INSTRUCTOR'S NOTE: MID-TERM REVIEW**

Number enigmas (24 definitions, 14 match ups, etc.) are "extra credit". Some students will figure these out, and others may not pay attention to them unless you call their attention to them when reviewing this "test".

Tests and quizzes should be viewed as learning diagnostics not as evaluations of achievement. Test and Quiz reviews are excellent opportunities for Local Instructors to open discussion into areas that might have been unclear.

If the students do not do well on any of the open book quizzes in this guide, then you should help them reassess and reinforce those areas where they should concentrate further study.

## TEST: MID-TERM REVIEW

*Open Bible, open notes*

### **24 Definitions for the 24 Fingers and Toes of the Son of Rapha:**

1. General Revelation: what may be known by all - nature, history, conscience
2. Special Revelation: reveal to some - Spoken Word, Written Word, Walking Word
3. Special Inspiration: process by which God caused Special Revelation communicated to man
4. Illumination: Holy Spirit makes written Word known to believers' hearts
5. Torah: first five books of Hebrew Scripture
6. Pentateuch: same as Torah
7. Apocrypha: "hidden," Intertestamental, non-canonical, Jewish history, Catholic Bible
8. Pseudepigrapha: "false signature," non-canonical, Catholics call "apocrypha"
9. Sopherim: "counters," scribes who copied scripture manuscripts
10. Papyrus: writing material made from papyrus reed, not very durable
11. Vellum: writing material from animal skins, durable, also called parchment
12. Septuagint: Greek translation of Hebrew Scriptures, LXX
13. Canon of Scripture: books of OT & NT measuring up to standard of Scripture, reed
14. Verbal Inspiration: each word of the original text is inspired
15. Plenary Inspiration: whole of Scripture inspired, both in substance and in structure
16. Infallible: cannot fail
17. Inerrant: without error
18. Immutable: cannot change
19. Hermeneutics: Science of Interpretation, especially Biblical, "make it clear & give the meaning"
20. Parallel Passage: other Scripture passages that speak on same subject
21. Parallel Exclusion: absence of target text in other P.P. ~ absence target text in rest of Bible
22. Type: OT person, place, thing, or occurrence prefigures P.P.T.O. in the NT
23. Antitype: P.P.T.O. prefigured, the real thing, more important than the type
24. Antithetical Type: a contrasting type



**14 Match ups for the 14 Generations from Abe to Dave to Bab to Babe:**

1. Psalm 119
2. Matthew 13:52
3. 2 Timothy 2:4-6
4. 1 Corinthians 14:2-4
5. Revelation 20:5
6. Genesis 11:4
7. Romans 6:1
8. John 3:10
9. Luke 15:11-32
10. Ephesians 3:17-21
11. Proverbs 30:33
12. Judges 9:8-15
13. 1 Thessalonians 2:14-15
14. Proverbs 12:21
15. Isaiah 40:13

Acrostic 1  
Antithesis 4  
Antithetical Proverb 14  
Apostrophe 5  
Climax 10  
Fable 12  
Hyperbole 6  
Interrogation 7  
Irony 8  
Metaphor 3  
Parable 9  
Simile 2  
Synecdoche 13  
Synthetic Proverb 11  
Ellipsis 15

## 12 Multiple Choice for the Twelve Princes of Ishmael:

1. John believes that God not only created the world but that He is still watching over it and reveals Himself to mankind through the Bible. John is:

- A) a nice guy                      B) an Atheist  
C) a Deist                            **D) a Theist**

2. When I go outside on a clear night and look at the stars I am awestruck by the vastness of God's creation. This is an example of:

- A) inspiration**                      **B) general revelation**  
C) Special revelation    **D) worship**

3. Bob read in the Bible that "the wages of sin is death." This is an example of:

- A) illumination                      B) general revelation  
**C) special revelation**                      D) warning

4. To study the original language of the Old Testament I would have to:

- A) learn Greek                      **B) learn Hebrew**  
C) move to Israel                      D) eat kosher

5. Sue said that she believes the Bible is the most wonderful book imaginable and while it might not be in step with modern science that's okay because it was never meant to be a science textbook anyway. She says it supplies her every need, has never failed her and is in fact the very

word of God. What is missing from Sue's glowing testimony? The Bible is:

- A) inspired                              B) comprehensive  
C) infallible                              **D) inerrant**

6. David Goldstein has a Torah, Nebi'im and Kethubim. These are:

- A) Law, Prophets and Writings**  
B) bagels, lox and cheese  
C) the Septuagint

7. Phil told me that the major prophets are different from the minor prophets. He is:

- A) right because the minor prophets are not as important as the major prophets  
B) right because the major prophets have more prophecies concerning messiah  
C) wrong because God is no respecter of persons  
**D) wrong because "major" and "minor" refer to the length of book not to the prophet**

8. Theme and Scope are:

- A) oral hygiene products  
**B) proofs of inspiration**  
C) revelations  
D) verbal & plenary

9. Carol's NIV has a note at the bottom of a page that says "oldest and best manuscripts omit verses ..." Should Carol investigate further?

- A) yes; because oldest does not necessarily mean the best.**
- B) yes but; many scholars agree with the Greek text translated by the NIV.**
- C) yes but; no major doctrine is in dispute because of textual differences.**
- D) no; margin notes are inspired and should be accepted without question.

10. Jim says that the Bible contains the Word of God. What incorrect view of inspiration does he have:

- A) thematic insp. B) partial insp.**
- C) incomplete insp. D) mechanical insp.

11. Gloria sees visions and hears God speak to her. Gloria listens to everything God has to say and then reads the Bible to find verses that support her revelation. Gloria has:

- A) direct access to special revelation
- B) experiential theology**
- C) Biblical theology

12. When Jesse found a contradiction in the Bible he ignored it at first but it began to bother him and he eventually left the church because he couldn't trust religion to be true. He should have:

- A) continued to ignore the difficulty
- B) bought a new Bible
- C) explored it - not ignored it**

### **10 True or False for the 10 Curtains of the Tabernacle:**

- T or **F** Jewish marriages were not consummated until the Rabbi filled out the papers.
- T or **F** Jewish women enjoyed equal rights with the men.
- T or **F** Cloak and tunic were different names for the same garment.
- T** or F The Jewish calendar had twenty eight days in each month.
- T** or F The Jewish day began at sundown.
- T** or F "Herod" was a family name.
- T or **F** Jewish women are more likely to contract cervical cancer.
- T** or F The "Bundle of the Living" refers to the pouch that held food.
- T** or F The grape vine is a symbol of the nation Israel.
- T or **F** Joseph walked while Mary rode the donkey.

**3 Fill in the Blank(s) for the 3 that bear Witness:**

1. The \_\_\_\_ **NEW** \_\_\_\_ is in the \_\_\_\_ **OLD** \_\_\_\_ contained;  
The \_\_\_\_ **OLD** \_\_\_\_ is in the \_\_\_\_ **NEW** \_\_\_\_ explained.
2. The Bible is \_\_\_\_ **Christocentric** \_\_\_\_.
3. Scripture is its own \_\_\_\_ **Best interpreter** \_\_\_\_.

**1 Essay Question for the 1 True God:**

Write out your doctrinal statement of faith concerning the Bible:

**Should contain these elements:**

**Inspiration: verbal, plenary, original languages**

**Infallible, Inerrant, Immutable**

**Authority for faith and practice**

The amazing Strong Type of Joseph is even more remarkable in that it is not mentioned as a type in the New Testament. It was left for us to discover its marvelous fulfillment in Jesus.



**ASSIGNMENT: STRONG TYPE OF JOSEPH - FIND THE FULFILLMENT CONCERNING JESUS**

<b>The Strong Type Of Joseph</b>		
	<b>Supply Scripture:</b>	
<b>COMPARE - Genesis &amp; Gospels</b>	<b>Joseph</b>	<b>Jesus</b>
Shepherd	37:2	<b>John 10:11,14</b>
Beloved Son	37:3	<b>Matthew 3:17</b>
Father/Mother Noted His Words	37:11	<b>Luke 2:51</b>
Did His Father's Will	37:13	<b>John 6:38</b>
Sent to Brethren	37:14	<b>John 1:11</b>
Sought Out His Brethren	37:16	<b>Luke 19:10</b>
Hated by Brethren	37:4	<b>John 15:23-25</b>
Plotted Against By His Brethren	37:18	<b>Matthew 27:1</b>
A Timid Attempt to Deliver Him	37:21-30	<b>Luke 23:20-23</b>
Stripped of His Robe	37:23	<b>Matthew 27:28</b>
Held Captive	37:24	<b>Luke 23:16-24</b>
Tormentors Sat & Watched	37:25	<b>Matthew 27:36</b>
Jude Sold Him	37:26	<b>Matthew 26:15</b>
Sold for Pieces of Silver	37:28	<b>Matthew 27:9</b>
Gentiles Carried Him Away	37:28	<b>Matthew 27:27</b>
A Faithful Servant	39:1-2	<b>Luke 22:27</b>
Tempted without Sin	39:8-9	<b>Matthew 4:1-11</b>
Suffered Though Innocent	37--41	<b>John 8:46-49</b>
Identified w/ Two Condemned Men	40:2-4	<b>Luke 23:32-33</b>
Saved One of Them	40:5-22	<b>Luke 23:29-43</b>
All Astonished at His Wisdom	41:39	<b>Mark 1:22</b>
All Had to Bow to His Authority	41:43	<b>Luke 13:35</b>
Savior of the World <a href="#">in his 30's !!!</a>	41:46-57	<b>John 3:17</b>

Brothers Blessed for His Sake	45:16-23	<b>John 16:27</b>
Gentile Bride	41:50	<b>Matthew 4:15-17</b>
Forgiving Spirit	50:14-21	<b>Luke 23:34</b>

**SESSION 11, PART 1 - REVIEW OF JOSEPH AND JESUS WORKSHEET**

At the end of this session, you will have completed the following:

A review of the Jesus and Joseph worksheet

The Strong Type Of Joseph

Supply Scripture:

COMPARE - Genesis & Gospels	Joseph	Jesus
Shepherd	37:2	John 10:11,14
Beloved Son	37:3	Matthew 3:17
Father/Mother Noted His Words	37:11	Luke 2:51
Did His Father's Will	37:13	John 6:38
Sent to Brethren	37:14	John 1:11
Sought Out His Brethren	37:16	Luke 19:10
Hated by Brethren	37:4	John 15:23-25
Plotted Against By His Brethren	37:18	Matthew 27:1
A Timid Attempt to Deliver Him	37:21-30	Luke 23:20-23
Stripped of His Robe	37:23	Matthew 27:28
Held Captive	37:24	Luke 23:16-24
Tormentors Sat & Watched	37:25	Matthew 27:36

COMPARE - Genesis & Gospels	Joseph	Jesus
Jude Sold Him	37:26	Matthew 26:15
Sold for Pieces of Silver	37:28	Matthew 27:3-9
Gentiles Carried Him Away	37:28	Matthew 27:27
A Faithful Servant	39:1-2	Luke 22:27
Tempted without Sin	39:8-9	Matthew 4:1-11
Suffered Though Innocent	37--41	John 8:46-49
Identified w/ Two Condemned Men	40:2-4	Luke 23:32-33
Saved One of Them	40:5-22	Luke 23:29-43
All Astonished at His Wisdom	41:39	Mark 1:22
All Had to Bow to His Authority	41:43	Luke 13:35
Savior of the World in his 30's	41:46-57	John 3:17
Brothers Blessed for His Sake	45:16-23	John 16:27
Gentile Bride	41:50	Matthew 4:15-17
Forgiving Spirit	50:14-21	Luke 23:34

The New Testament writers used the Old Testament typology to demonstrate that Jesus is the Christ.

What do you think of the fact that none of the New Testament writers mentioned the strong type of Joseph?

Why didn't they use such a detailed OT type to demonstrate the amazing fulfillment in Jesus?

This a great 'proof' that the Holy Spirit of God is the author of the Bible who guides His servants in selecting narratives and facts to include in the Inspired Special Revelation.

The glaring omission by the New Testament writers of the strong type of Joseph proves to me beyond a shadow of doubt that:

- 1) The details of the story of Jesus were not contrived or Joseph would have been surely have been mentioned
- 2) Jesus' life is the fulfillment of something written thousands of years before
- 3) God the Holy Spirit does guide His revelation



## SESSION 11, PART 2 - REVIEW OF MID-TERM

At the end of this session, you will have completed the following:

A review of the Mid-Term test

Explain the concepts and terms from the previous sessions.

24 Definitions for the 24 Fingers and Toes of the Son of Rapha:

2 Samuel 21:20 Son of Rapha had 6 fingers & toes

1. General Revelation: what may be known by all - nature, history, conscience
2. Special Revelation: reveal to some - Spoken Word, Written Word, Walking Word
3. Special Inspiration: process God caused Special Revelation communicated to man
4. Illumination: Holy Spirit makes written Word known to believers' hearts
5. Torah: first five books of Hebrew Scripture
6. Pentateuch: same as Torah
7. Apocrypha: "hidden," Intertestamental, non-canonical, Jewish history, Catholic Bible
8. Pseudepigrapha: "false signature," non-canonical, Catholics call "apocrypha"
9. Sopherim: "counters," scribes who copied scripture manuscripts
10. Papyrus: writing material made from papyrus reed, not very durable
11. Vellum: writing material from animal skins, durable, also called parchment
12. Septuagint: Greek translation of Hebrew Scriptures, LXX
13. Canon of Scripture: books of OT & NT measuring up to standard of Scripture, reed
14. Verbal Inspiration: each word of the original text is inspired
15. Plenary Inspiration: whole of Scripture inspired, both in substance and in structure
16. Infallible: cannot fail
17. Inerrant: without error
18. Immutable: cannot change
19. Hermeneutics: Science of Interpretation, especially Biblical, "make it clear & give the meaning"
20. Parallel Passage: other Scripture passages that speak on same subject
21. Parallel Exclusion: absence of target text in other P.P. ~ absence target text in rest of Bible
22. Type: OT person, place, thing, or occurrence prefigures P.P.T.O. in the NT
23. Antitype: P.P.T.O. prefigured, the real thing, more important than the type
24. Antithetical Type: a contrasting type

### 14 Match Ups for the 14 Generations

From Abe to Dave to Bab to Babe:

Matthew 1:17 genealogy of Jesus divided into 3 groups of 14 generations

1. Psalm 119 Acrostic
2. Matthew 13:52 Simile
3. 2 Timothy 2:4-6 Metaphor
4. 1 Corinthians 14:2-4 Antithesis
5. Revelation 20:5 Apostrophe
6. Genesis 11:4 Hyperbole
7. Romans 6:1 Interrogation
8. John 3:10 Irony
9. Luke 15:11-32 Parable
10. Ephesians 3:17-21 Climax
11. Proverbs 30:33 Synthetic Proverb
12. Judges 9:8-15 Fable
13. 1 Thessalonians 2:14-15 Synecdoche
14. Proverbs 12:21 Antithetical Proverb
15. Isaiah 40:13 Ellipsis

### 12 Multiple Choice for the Twelve Princes of Ishmael:

Genesis 25:12-17 Genealogy of Abraham's first son Ishmael – verse 16 he had 12 sons called 12 princes each with his own tribe.

1. John believes that God not only created the world but that he is still watching over it and reveals Himself to mankind through the Bible. John is:

- A) a nice guy B) an Atheist  
C) a Deist **D) a Theist**

2. When I go outside on a clear night and look at the stars I am awestruck by the vastness of God's creation. This is an example of:

- A) inspiration B) general revelation**  
C) special revelation **D) worship**

3. Bob read in the Bible that "the wages of sin is death." This is an example of:

- A) illumination B) general revelation  
**C) special revelation D) warning**

4. To study the original language of the Old Testament I would have to:

- A) learn Greek
- B) learn Hebrew**
- C) move to Israel
- D) eat kosher

5. Sue said that she believes the Bible is the most wonderful book imaginable and while it might not be in step with modern science that's okay because it was never meant to be a science textbook anyway. She says it supplies her every need, has never failed her and is in fact the very word of God. What is missing from Sue's glowing testimony? The Bible is:

- A) inspired
- B) comprehensive
- C) infallible
- D) inerrant**

6. David Goldstein has a Torah, Nebi'im and Kethubim. These are:

- A) Law, Prophets and Writings**
- B) bagels, lox and cheese
- C) the Septuagint

7. Phil told me that the major prophets are different from the minor prophets. He is:

- A) right because the minor prophets are not as important as the major prophets
- B) right because the major prophets have more prophecies concerning messiah
- C) wrong because God is no respecter of persons
- D) wrong because "major" and "minor" refer to the length of book not to the prophet**

8. Theme and Scope are:

- A) oral hygiene products
- B) proofs of inspiration**
- C) revelations
- D) verbal & plenary

9. Carol's NIV has a note at the bottom of a page that says "oldest and best manuscripts omit verses ..." Should Carol investigate further?

- A) yes; because oldest does not necessarily mean the best.
- B) yes but; many scholars agree with the Greek text translated by the NIV.
- C) yes but; no major doctrine is in dispute because of textual differences.
- D) no; margin notes are inspired and should be accepted without question.

10. Jim says that the Bible contains the Word of God. What incorrect view of inspiration does he have:

- A) Thematic Insp. B) Partial Insp.
- C) Incomplete Insp. D) Mechanical Insp.

11. Gloria sees visions and hears God speak to her. Gloria listens to everything God has to say and then reads the Bible to find verses that support her revelation. Gloria has:

- A) direct access to special revelation
- B) experiential theology
- C) Biblical theology

12. When Jesse found a contradiction in the Bible he ignored it at first but it began to bother him and he eventually left the church because he couldn't trust religion to be true. He should have:

- A) continued to ignore the difficulty
- B) bought a new Bible
- C) explored it - not ignored it

### 10 True or False Questions

10 Curtains of the Tabernacle: Exodus 26:1, 36:8

Ten curtains of fine twined linen, and blue, and purple, and scarlet embroidered with cherubim

42' long x 6' wide

1. Jewish marriages were not consummated until the Rabbi filled out the papers. **False**
2. Jewish women enjoyed equal rights with the men. **False**
3. Cloak and tunic were different names for the same garment. **False**
4. The Jewish calendar had twenty eight days in each month. **True**
5. The Jewish day began at sundown. **True**
6. "Herod" was a family name. **True**
7. Jewish women are more likely to contract cervical cancer. **False**
8. The "Bundle of the Living" refers to the pouch that held food. **True**
9. The grape vine is a symbol of the nation Israel. **True**
10. Joseph walked while Mary rode the donkey. **False**

### 3 Fill in the Blank(s)

3 that bear Witness:

1 John 5:7-8

1. The **NEW is in the OLD contained; The OLD is in the NEW explained.**
2. The Bible is **Christocentric .**
3. Scripture is its own **Best interpreter.**

### 1 Essay Question for the 1 True God: John 17

Should contain these elements:

1. Inspiration: verbal, plenary, original languages
2. Infallible, Inerrant, Immutable
3. Authority for faith and practice

## SESSION 12, PART 1 - BIBLE STUDY TOOLS

At the end of this session, you will be able to explain the following:

Bible Study Tools  
Five-Step Bible Study Methods

### **Bible Study Tools**

Bible

“Strong’s Exhaustive Concordance”

Lexical Aids: “Vine’s Expository Dictionary”, “Zodhiates Word Study” OT/NT, Dictionary

Bible Dictionaries: Unger’s

Bible Atlas: Baker’s

### **Computer-Aided Bible Study**

Bible Study Software for your computer

e-sword.net is the number one Bible Software and it is FREE!

[www.e-sword.net/](http://www.e-sword.net/) For your desktop/laptop PC

[www.mysword.info/](http://www.mysword.info/) For the Android

[www.e-sword.net/ipad/](http://www.e-sword.net/ipad/) For your iPad

### **Online Bible Study Tools**

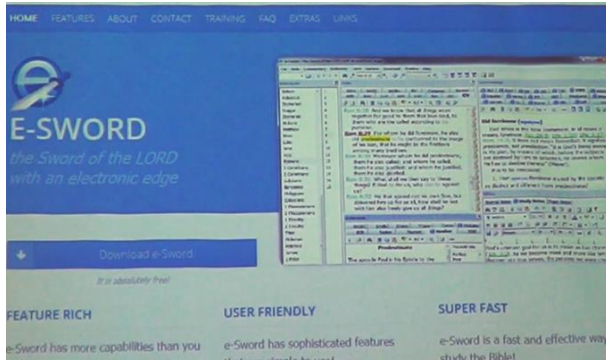
[www.biblehub.com/](http://www.biblehub.com/) This site has multiple Bible study tools.

[www.blueletterbible.org/](http://www.blueletterbible.org/) This site offers word studies.

## INSTRUCTOR’S NOTE: LIST OF STUDY TOOLS

Check the CDI website for Bible study tools on the web.

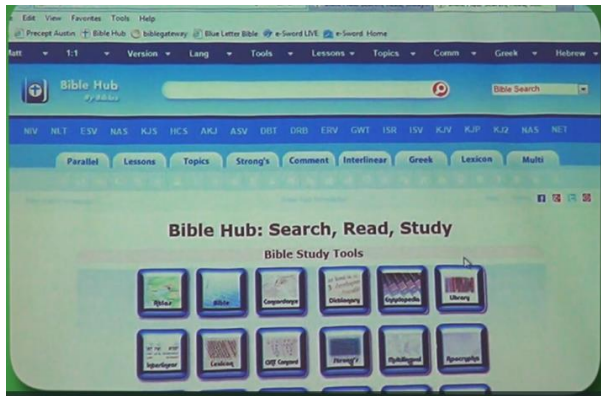
[www.vmcontenders.org/bible-study-resources/](http://www.vmcontenders.org/bible-study-resources/)



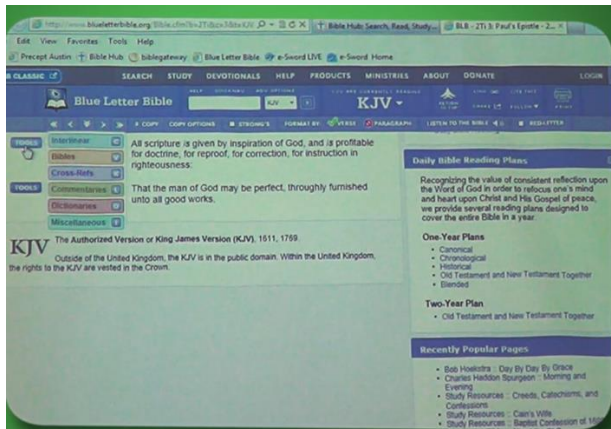
### [e-Sword \(Windows\)](#)

Starting with the best free Bible software program, e-Sword gives you more than you might expect from a free program, including several free add-on Bible versions, dictionaries and commentaries. It's easy to use with tutorials, manuals and training demos all provided for free on the e-Sword Website. An Android version of e-Sword is also available for free from your phone's application store.

### [BibleHub.com](#)



### [Bibleletterbible.com](#)



### [BibleGateway.com](#)

BibleGateway.com is my absolute favorite online Bible search tool! It's completely user friendly and easy to navigate. You can search by passage (verse), keyword or topic. You can choose multiple versions of the Bible, including many of the contemporary translations and paraphrases, along with several foreign language translations. The site also offers a wealth of other Bible study resources such as an audio Bible, commentaries, e-books, dictionaries and study tools.

### **Looking Up Words**

Make sure you use some of the class time to discuss how to look up a Hebrew or Greek along with an English word using Strong's Concordance.

The book that would allow you to look up usage of a particular Hebrew or Greek word is still called a concordance but rather than being an English word (or Spanish or any other language) it would be called a Hebrew Concordance or a Greek Concordance.

Most editions of the book version of Strong's Exhaustive Concordance of the KJV include a Hebrew and a Greek Concordance.

Many online or Computer based electronic Bible Study programs also allow you to do a search on the Hebrew and/or Greek words if you are searching a Bible version that includes the Strong's numbers. For example, using e-Sword, select the KJV+ (which includes Strong's numbers) then in the search window type g2842 for instances of koinonia used in the New Testament.

Note that with e-Sword you can choose to search Strong's numbers with any Bible version that has the + symbol such as LXX+ (Septuagint) GNT-WH+ (Westcott/Hort Greek New Testament) or even the HOT+ (Hebrew Old Testament -Tanakh).

Searching on just one number will only give you instances of that particular root word so you might want to also search on related roots like g2843 and g2844 for instance.

Another thing to keep in mind, is that when you look a word up in Strong's you are only seeing the 'root' word. That is why we also want you to dig into the TVM Tense/Voice/Mood of the word. When you actually look at the Hebrew or Greek manuscript the word may appear differently that in the Strong's entry for that word. This is because of the TVM.



For example, in English a root word might be fish which could be a noun describing something that swims in the water or a verb that describes trying to catch the thing that swims in the water. Additional nouns that come from the root fish are fishermen/fisherman/fisherwoman describing the people that try to catch things that swim in the water. And then there are verbs with tenses such as fished (something that was done) fishing (something that is being done or will be done: “let's go fishing”) and the adjective-class words like fishy as a figure of speech that could mean of questionable veracity (from slippery 'truth') or something stinks (smells like a fish.)

**The assignment for this session now appears at the end of Session 12, Part 2. This might not match information in the video.**

## SESSION 12, PART 2 – FIVE-STEP BIBLE STUDY METHOD: EXEGESIS

At the end of this session, you will be able to explain the following:

The meaning of clear exegesis

The critical steps in the examination of Scripture in the original language

Five-Step Bible Study Method

1. Word Study ~ Exegesis
2. Circumstantial Study
3. Biographical Study
4. Topical Study
5. Paraphrase



### EXEGESIS

Critical examination of a text -  
Studying the words in the original language.

### EXEGESIS

Answers the question: "What does it say?"  
Necessary because of Verbal Inspiration

## EXEGESIS

Verbal inspiration applies to original languages:

Hebrew (OT) and Koine Greek (NT)

Differ from English in grammar & structure

## EXEGESIS

Hermeneutics answers the question: "What does it mean?"

EXEGESIS comes before HERMENEUTICS

Steps to Clear Exegesis:

1. **Select a limit** and **read** the selected passage several times.
2. **Look up** the **Strong's** definition for each word in the passage being studied and **write down** noteworthy definitions. Computer Aided Bible Study (notes page)
3. Read the text in several **different translations**.
4. **Look up** the lexical definition for noteworthy word in the passage being studied and **write down** definitions. Use **VINES**, Robertson's Word Pictures (**RWP**), or online **word study tools**
5. **Examine the morphology** of each word of the passage and **write down** anything of note.
6. Write out the passage **adding** any alternate or noteworthy **definitions** to fill out the meaning in English (similar to the Amplified addition.)

### INSTRUCTOR'S NOTE: ASSIGN EXEGESIS OF 1 JOHN 1:1-2:2

Assign exegesis of 1 John 1:1-2:2. Have your students go past the chapter break - demonstrate chapter breaks not inspired.

If you need to brush up on TVM check out:

[www.preceptaustin.org/new\\_page\\_40.htm](http://www.preceptaustin.org/new_page_40.htm)



## ASSIGNMENT: EXEGESIS

**The assignment for this session now appears at the end of Session 12, Part 2. This might not match information in the video.**

Select a limit and read the selected passage several times.

The passage assigned is: 1 John 1:1-2:2

Follow the 5 steps Exegesis using:

Books, computer software or online tools

Write out the passage, adding any alternate or noteworthy definitions

**Examine the morphology** of each word of the passage and **write down** anything of note.

## SESSION 13 - EXEGESIS REVIEW AND CIRCUMSTANTIAL STUDY

At the end of this session, you will be able to explain the following:

Have a thorough understanding of the exegesis  
How to do a Circumstantial Study

2 Timothy 3:16 ~ Koine Greek

πᾶς γραφή θεόπνευστος καὶ ὠφέλιμος πρὸς διδασκαλία  
πρὸς ἐλεγμὸν πρὸς ἐπανόρθωσις πρὸς παιδεία τὴν ἐν δικαιοσύνῃ

πᾶς γραφή θεόπνευστος - Greek  
pas graphe theopneustos - Transliteration  
pahs grahFEY theAHPneustahs - Pronunciation  
every scripture God breathed - English

καὶ ὠφέλιμος πρὸς διδασκαλία  
kai ophelimos pros didaskalia  
ki oFELLEemos prahs deedaskaLEEah  
and helpful for doctrine

πρὸς ἐλεγμὸν  
pros elegchos  
prahs ellieKHASS  
for reproof

πρὸς ἐπανόρθωσις  
pros epanorthosis  
prahs eppanORthosis  
for correcting

πρὸς παιδεία  
pros paideia  
prahs pieDIEah  
for training

τὴν ἐν δικαιοσύνῃ  
ten en dikaiosune  
tehn ehn deekiahSOONeh  
in righteousness

### **Five-Step Bible Study Method**

1. Word Study ~ Exegesis
2. Circumstantial Study
3. Biographical Study
4. Topical Study
5. Paraphrase

#### **EXEGESIS**

Critical examination of a text -  
Studying the words in the original language.

#### **EXEGESIS**

Answers the question "What does it say?"  
Necessary because of Verbal Inspiration

#### **EXEGESIS**

Verbal inspiration applies to original languages:  
Hebrew (OT) and Koine Greek (NT)  
Differ from English in grammar & structure

#### **EXEGESIS**

Hermeneutics answers the question "What does it mean?"  
EXEGESIS comes before HERMENEUTICS

### **EXEGESIS 1 John 1:1-2:2**

#### ***1 John 1-2:2 New King James Version (NKJV)***

#### ***What Was Heard, Seen, and Touched***

*1 That which was from the beginning, which we have heard, which we have seen with our eyes, which we have looked upon, and our hands have handled, concerning the Word of life— 2 the life was manifested, and we have seen, and bear witness, and declare to you that eternal life which was with the Father and was manifested to us— 3 that which we have seen and heard we declare to you, that you also may have fellowship with us; and truly our fellowship is with the Father and with His Son Jesus Christ. 4 And these things we write to you that your[a] joy may be full.*

#### ***Fellowship with Him and One Another***

*5 This is the message which we have heard from Him and declare to you, that God is light and in Him is no darkness at all. 6 If we say that we have fellowship with Him, and walk in darkness, we lie and do not practice the truth. 7 But if we walk in the light as He is in the light, we have fellowship with one another, and the blood of Jesus Christ His Son cleanses us from all sin.*

*8 If we say that we have no sin, we deceive ourselves, and the truth is not in us. 9 If we confess our sins, He is faithful and just to forgive us our sins and to cleanse us from all unrighteousness. 10 If we say that we have not sinned, we make Him a liar, and His word is not in us.*

*2 My little children, these things I write to you, so that you may not sin. And if anyone sins, we have an Advocate with the Father, Jesus Christ the righteous. 2 And He Himself is the propitiation for our sins, and not for ours only but also for the whole world.*

Steps to Clear Exegesis:

1. **Select a limit** and **read** the selected passage several times.
2. **Look up** the **Strong's** definition for each word in the passage being studied and **write down** noteworthy definitions. Computer Aided Bible Study (notes page)
3. Read the text in several **different translations**.
4. **Look up** the lexical definition for noteworthy word in the passage being studied and **write down** definitions. Use **VINES**, Robertson's Word Pictures (**RWP**), or online **word study tools**
5. **Examine the morphology** of each word of the passage and **write down** anything of note.
6. Write out the passage, **adding** any alternate or noteworthy **definitions** to fill out the meaning in English (similar to the Amplified addition.)

### **Five-Step Bible Study Method**

1. Word Study ~ Exegesis
2. Circumstantial Study
3. Biographical Study
4. Topical Study
5. Paraphrase

#### **CIRCUMSTANTIAL STUDY**

Answer the 12 internal questions:

1. Who is speaking?
2. Who is being spoken to?
3. What is the occasion?
4. What is the intent of the speaker?
5. What is the response of those spoken to?
6. When is this occurring?
7. Where is this occurring?
8. Where does this appear in Scripture?
9. Are there any parallel passages?
10. Are there any significant numbers?
11. Are there any repeated phrases, words or themes?
12. How is the speaker speaking: plainly or figures of speech?



Additional questions about the external circumstances:

1. What was the Geographical situation?
2. What was the Cultural situation?
3. What was the Political situation?
4. What was the Ecclesiastical situation?
5. What was the Economic situation?
6. What was the Writer's situation?

Resources for the EXTERNAL Questions:

Bible: Ephesians, 1 & 2 Timothy, Acts 19 & 20:16-38

Bible Dictionaries: Hard copy (Unger's) or digital/online

Internet Searches: Setting of 1 John

## **ASSIGNMENT: CIRCUMSTANTIAL STUDY WRITTEN ASSIGNMENT**

Perform a circumstantial study on 1 John to include Ephesians.

This includes the writer's residence and Ephesians (the writer's home church) also secular events on the timeline.

Answer the 12 internal questions.

1. Who is speaking?
2. Who is being spoken to?
3. What is the occasion?
4. What is the intent of the speaker?
5. What is the response of those spoken to?
6. When is this occurring?
7. Where is this occurring?
8. Where does this appear in Scripture?
9. Are there any parallel passages?
10. Are there any significant numbers?
11. Are there any repeated: Phrases, Words or Themes?
12. How is the speaker speaking: plainly or figures of speech?

Answer the 6 external questions

1. What was the Geographical situation?
2. What was the Cultural situation?
3. What was the Political situation?
4. What was the Ecclesiastical situation?
5. What was the Economic situation?
6. What was the Writer's situation?

## SESSION 14 - CIRCUMSTANTIAL REVIEW / BIOGRAPHICAL STUDY

At the end of this session, you will be able to explain the following:

Circumstantial Study Review  
How to do a Biographical Study

### Five-Step Bible Study Method

1. Word Study ~ Exegesis
2. Circumstantial Study
3. Biographical Study
4. Topical Study
5. Paraphrase



## CIRCUMSTANTIAL STUDY REVIEW

Answer Twelve INTERNAL Questions

Answer Six EXTERNAL Questions

1. Who is speaking? **Apostle John**
2. Who is being spoken to? **Ephesians / all believers**
3. What is the occasion? **Antichrist / left 1st love**
4. What is the intent of the speaker? **Fellowship**
5. What is the response of those spoken to? **We Don't Know**
6. When is this occurring? **Now**
7. Where is this occurring? **Whole World**
8. Where does this appear in Scripture? **NT near End**
9. Are there any parallel passages? **Yes: Jn, 2Th2, Rev**
10. Are there any significant numbers? **(3) 1 Jn 5:7-8**
11. Are there any repeated phrases, words or themes? **Light, Darkness, Love, Sin, Forgiveness, Fellowship**
12. How is the speaker speaking: plainly or figures of speech? **Both: light/darkness are figurative**

Additional questions about the EXTERNAL circumstances:

1. What was the Geographical situation? **Ephesus**
2. What was the Cultural situation? **Gnosticism**
3. What was the Political situation? **Persecution**
4. What was the Ecclesiastical situation? **Lost 1st Love**
5. What was the Economic situation? **Wealth**
6. What was the Writer's situation? **Old Age/End**

## BIOGRAPHICAL STUDY

- Author of passage under study
- Others named in passage under study
- Brings personal context to study
- Allows application of Hermeneutics 2nd rule: "the writer's context"



## ASSIGNMENT: BIOGRAPHICAL STUDY

List everyone identified in the passage.

Write a paper describing the change that took place in John.

There is a difference between young John the disciple and aged Apostle John. How are we going to find out the difference?

Compare the three Synoptic gospels with the Gospel of John and how he writes about himself.

## SESSION 15 - BIOGRAPHICAL REVIEW / TOPICAL STUDY

At the end of this session, you will be able to explain the following:

Biographical Study Review  
How to do a Topical Study

### Five-Step Bible Study Method

1. Word Study ~ Exegesis
2. Circumstantial Study
3. Biographical Study
4. Topical Study
5. Paraphrase



Study the author of the passage

Study others named in the passage

To bring a personal context to study, and to allow application of the 2<sup>nd</sup> rule of hermeneutics.

The writer's context

**Part 1 List everyone identified in 1 John.**

God the Father, Jesus, Holy Spirit, Antichrist, Devil, Cain, Able (Cain's brother), false prophets/spirits.

**Part 2 Write a paper describing the change that took place in John.**

Young John the disciple > Aged Apostle John

Three Synoptics: Matthew, Mark and Luke

- Brash and youthful, brother of James, Son of Thunder
- Inner circle along with James & Peter
- Close affinity to Peter; more so than James or even Jesus

Young John the disciple > Aged Apostle John

Gospel of John

- Written on purpose with purpose
- Presents Jesus as God the Son yet the Son of Man
- Disciple Jesus loved ~ Ego or Revelation?

Young John the disciple > Aged Apostle John

Insight:

- John now realizes who Jesus was...not just a great prophet
- John now realizes what he witnessed
- John now realizes what that Jesus Love him
- John now has fellowship w/ Jesus & the Father & the Spirit

Young John the disciple > Aged Apostle John

Further Insight:

- Now after all the rest are gone: Peter, James, the rest of the Apostles, Mary the mother of Jesus...all gone
- But he has fellowship with the one Who said, I will never leave you nor forsake you – look, I'm with you until the very end!
- FELLOWSHIP with the Father through Jesus the Son in the Holy Spirit has become John's message...and he wrote 1 John to share with us that message of Fellowship!



### Five-Step Bible Study Method

1. Word Study ~ Exegesis
2. Circumstantial Study
3. Biographical Study
4. Topical Study
5. Paraphrase



Plenary Inspiration mandates Topical Studies  
As does the Fundamental Principle of hermeneutics

Remember:

Any doctrine of the Bible is a doctrine of the whole Bible ~ not just one or two verses.

With Topical Studies we search all of Scripture to let the Bible be its own best commentator  
Tools for Topical Studies

## **Two Steps to Topical Studies**

1. Find the topics in the passage and write them down
  - Note Main Theme of passage
  - Expressed purpose of the writer
  - Inferred/deduced purpose of the writer
  - Note Key Words of passage
  - Repeated words/concepts
  - Emphasized words/concepts
2. Study each of the topics found in the passage
  - Outline the scope of each topic separately
  - Identify sub-topics and write them down
  - Study one sub-topic at a time
  - Repeat for all sub-topics of each topic
  - Study antithetical topics

### **Step 1 Find the topic suggested by the passage**

### **Step 2 Find the sub-topic found in the passage**

#### Tools for Topical Studies

##### Concordances

1. Strong's Exhaustive
2. Young's Analytical

##### Topical Bibles

1. Nave's
2. Thompson's Chained Reference

#### Example Topic

κοινός – common (unholy)  
κοινώω – make common (defile)  
κοινωνία – fellowship  
κοινωνέω – to share with others  
κοινωνικός – willing to give  
κοινωνός – Companion

Topic mapped out as heavenly, earthly, eternal, temporal, spiritual or physical

Sub topics:

Father/Son/Holy Spirit

God/Man

Believers/Unbelievers

Believers/Works of Darkness



## ASSIGNMENT: STUDY THE FELLOWSHIP IN 1 JOHN 1:1-2:2

Fellowship  
Communion  
Participation

1. Study the topic **ΚΟΙΝΩΝΙΑ**
2. Identity the sub-topic you want to study
3. Study it exhaustively from Genesis to Revelation
4. Take notes while you are doing your study
5. Write a paper expressing what you have learned
6. Use a Concordance or Nave's Topical Bible or any other resource you need.

## SESSION 16 - TOPICAL STUDIES REVIEW / PARAPHRASE / FINAL TEST

At the end of this session, you will be able to explain the following:

Topical Studies Review  
Seven Fundamental Rules of Hermeneutics  
How to Paraphrase Scripture  
Final Test Assigned

### Five-Step Bible Study Method

1. Word Study ~ Exegesis
2. Circumstantial Study
3. Biographical Study
4. Topical Study
5. Paraphrase





Note main theme of passage: **ΚΟΙΝΩΝΙΑ**

Expressed purpose of the writer: **ΚΟΙΝΩΝΙΑ**

Inferred/deduced purpose of the writer: **ΚΟΙΝΩΝΙΑ**

Note key words of passage: **ΚΟΙΝΩΝΙΑ**

Repeated words/concepts: **ΚΟΙΝΩΝΙΑ**

Emphasized words/concepts: **ΚΟΙΝΩΝΙΑ**

G2842 κοινωνία and related words:

G2839 - G2844

κοινός – koιNAHs

κοινώω – koιNAHoh

κοινωνία - koinoNEEah

κοινωνέω – koinoNAYoh

κοινωνικός – koinoneeKAHs

κοινωνός – koinoNAHs

G2842 κοινωνία and related words:

G2839 - G2844

κοινός – common (unholy)

κοινώω – make common (defile)

κοινωνία – fellowship

κοινωνέω – to share with others

κοινωνικός – willing to give

κοινωνός – Companion

I John 1:3,6,7 Fellowship

1 Cor 1:9 Fellowship

2 Cor 13:14 Communion

1 Cor 10:20-21 Partake

2 Cor 6:14 Participation

2 Cor 8:23 Partnership

2 Cor 8:4 Benevolence

Rom 15:26 Contribution

2 Cor 9:13; 1 Tim 6:18; Heb 13:16 Sharing  
Philemon 1:6 Communicating your faith  
Matt 23:30; 2 Cor 1:7; 1 Pet 5:1; 2 Pet 1:4 Partakers  
Heb 10:33 Companions  
Luke 5:10; Philemon 1:17 Partner(s)

The Short context (how the word is being used) is the reason why this same Greek word needs many different English words to translate it 'in context'.

Fellowship with God seems to be the ultimate message of 1 John: To Know God > Love God > Walk with Him in the Light > To Walk with Him in the Light > Fellowship with Him

Ultimately this is the message of the whole Bible:  
The **fellowship** that God created us to have with Him  
The **fellowship** that was lost in the Garden of Eden  
The **fellowship** that Jesus came to restore - reconcile  
The **fellowship** that we now experience in the Spirit  
Is the **fellowship** that will ultimately be fully restored  
Revelation 22:4 And they shall see His face...



### Five-Step Bible Study Method

1. Word Study ~ Exegesis
2. Circumstantial Study
3. Biographical Study
4. Topical Study
5. Paraphrase

**Fundamental Principle:**

The Bible is its own best Interpreter / Commentator

**Seven Rules of Hermeneutics:**

1. Words in usual & ordinary sense (then & there)
2. Writer’s context (how writer used a word/phrase)
3. Short context (how the word is being used in place)
4. Long context (the word explained by the passage)
5. Purpose of passage (stated or unstated)
6. Parallel passages (exact quotes>similar ideas)
7. Note parallel exclusions (no apparent parallel)

**Paraphrase**

1. A restatement of a text in another form to clarify meaning
2. A restatement of a text in other words as a studying or teaching device

Review of Translation - Formal Equivalence aka Word for Word

**"Formal Equivalence"**

- translator attempts to render the exact words of the original language into the receptor language [parent>daughter]
- aka "form for form" or "word for word"
- Requires interpretation of the short context
- Does not attempt to resolve figures of speech nor take into account idiomatic usage

**"Dynamic Equivalence"**

- reproduction in a receptor language of the closest natural equivalent of the source language message
- aka "thought for thought"
- first in terms of meaning second in terms of style
- translation aims to have the same dynamic impact upon modern readers as the original had upon its audience



### **Process of Paraphrasing**

- Re-phrase the passage to bring out the dynamic equivalence – this is NOT a translation
- Involves interpretation - must be supported by hermeneutics
- Review and reassessment will be necessary
- Provides the basis for Biblical teaching and preaching



Nehemiah 8:8 “they read distinctly, gave the sense and helped the people understand the meaning”



### **ASSIGNMENT: PARAPHRASE 1 JOHN 1:1-2:2**

Paraphrase 1 John 1:1-2:2

Start work on the paraphrase assignment in class in small groups and then complete the paraphrase individually outside of class. A follow up session should be devoted to sharing the results of this paraphrase assignment.

For those using these videos as a distance learner, please share your completed paraphrase assignment with another trusted individual for assessment and critique.

**I. HOW WE GOT OUR BIBLE**

Quote: II Timothy 3:16-17 & II Peter 1:20-21 (use back of page)

Define:

1. General Revelation: can be known by all: nature, history, conscience
2. Special Revelation: given to some for all: spoken, written, walking word
3. General Inspiration: to affect with an emotion or thought and thus influence or stimulate to action
4. Special Inspiration: process by which God caused His Special Revelation to be communicated
5. Verbal Inspiration: each word of the original is inspired
6. Plenary Inspiration: the whole of scripture is inspired both in substance and in structure
7. Canon of Scripture: those books of the OT and NT that measure up to the standard of scripture
8. Papyrus: writing material made from papyrus reed, not durable
9. Vellum: Parchment. Made from specially prepared animal skin. More durable
10. Sopherim: "the counters". Scribes that counted every letter of every of Scripture they copied
11. Manuscript: hand copy of the original autographs or subsequent manuscripts
12. Original Autograph: original writing from the author
13. Transcription: original writing from the author
14. Translation: to convert from one language to another (example: Greek to English)
15. Paraphrase: rephrasing using different words to clarify the meaning
16. Apologetics: the science of defending the faith and truth (this wasn't covered in notes)

List three of the internal proofs of inspiration of the Bible:

1. The Church: survival in spite of enemies without and within, Substitution
2. The Believer: transformed lives, testimonies seal in blood
3. The Bible: survival unadulterated over the centuries

List three of the external proofs of the inspiration of the Bible:

1. The Church: survival in spite of enemies without and within, Substitution
2. The Believer: transformed lives, testimonies seal in blood
3. The Bible: survival unadulterated over the centuries

List the five methods God used in special inspiration:

1. **DIVINE GUIDANCE in selection of facts and narration of observed events**
2. **ENLIGHTENMENT in moral and doctrinal subjects**
3. **DIRECT SPECIAL REVELATION concerning the unknown or unknowables**
4. **DIRECT DICTATION 'thus saith the Lord'**
5. **DIRECT INSCRIPTION written by the finger of God (two instances)  
Exodus 31:18 is one instance**

Explain the relationship between the Old and the New Testament:

**The New is in the Old contained, the Old is in the New explained**

What two main languages was the Bible originally written in?

**Hebrew and Greek**

Why are the oldest manuscripts considered to be the best manuscripts?

**Considered to be the closest to the original & therefore less prone to error.**

Why are the oldest manuscripts considered not to be the best manuscripts?

**Do not agree with Majority text in some areas, three main ones do not agree with each other in some areas**

## **II. HOW TO STUDY THE BIBLE**

Quote: II Timothy 2:15 (use back of page)

Define:

1. Exegesis: **the critical explanation or analysis of text, a word study.**
2. Hermeneutics: **The science of interpretation, especially biblical interpretation.**
3. Type: **Person, Place, Thing or Occurrence in the OT foreshadowing a PPTO in the New Testament.**
4. Antitype: **PPTO in the NT that was prefigured by the type found in the OT.  
Antitype superior.**
5. Parallel Passage: **Scripture passages dealing with same subjects.**
6. Parallel Exclusion: **absence of a proposed interpretation of a passage in other parallel passages.**
7. Idiom: **localized figure of speech in which words do not convey their usual meaning.**
8. Illumination: **Holy Spirit gives understanding to the human heart.**

What question does Exegesis answer?

**What does it say?**

What question does Hermeneutics answer?

**What does it mean?**

Give four of the eight reasons why Hermeneutics is necessary:

- 1. We have a heavenly message conveyed in human language.**
- 2. The Biblical languages differ widely from English in grammatical structure and idiomatic usage.**
- 3. The English language itself is constantly changing.**
- 4. The Eastern, Biblical culture is vastly different from our Western culture.**
- 5. The Bible is an ancient book and we live in a modern world. Jer 17:9**
- 6. The mind of man is worldly and the heart of man is deceitful and wicked.**
- 7. False teachers are growing worse and worse: twisting, teaching and deceiving.**
- 8. Satan is still misquoting the Scriptures! Gen 3**

List the Fundamental Principle of Hermeneutics:

**Scripture (The Bible) is its own best interpreter.**

List the Seven Rules for Hermeneutics:

- 1 TAKE THE WORDS IN THEIR USUAL AND ORDINARY SENSE
- 2 TAKE THE WORDS IN THE SENSE THAT THE WRITER NORMALLY USED THEM
- 3 TAKE THE WORDS IN THE SENSE THAT THE PHRASE INDICATES also called the "SHORT CONTEXT"
- 4 TAKE THE WORDS IN CONTEXT also called the "LONG CONTEXT"
- 5 CONSIDER THE OBJECT OR DESIGN OF THE PASSAGE
- 6 CONSULT PARALLEL PASSAGES
- 7 RECOGNIZE PARALLEL EXCLUSION

List three of the five personal requirements of the interpreter:

- 1. Born again for the natural man receives not the things of the Spirit of God..." 1 Cor 2:14**
- 2. Love the truth or God will send delusion..." 2 Thess 2:10**
- 3. Chose God's will and you'll know the doctrine..." If you desire God's will then you will know the truth. John 7:17**
- 4. Desire the sincere milk of the Word..." 1 Peter 2:2**
- 5. Receive it as it is indeed: The Word of God..." 1 Thess 2:13**

List three of the six things the interpreter must avoid:

- 1. Doctrinal, social or personal biases**
- 2. An unteachable spirit**
- 3. An arrogant, intellectual attitude**
- 4. A desire to justify our sin**
- 5. A blind eye to those parts that convict us of sin**
- 6. Unbelief**

List six of the twelve preliminary questions to ask in Hermeneutics:

- 1. Who is speaking?**
- 2. Who is being spoken to?**
- 3. What is the occasion?**
- 4. What is the intent of the speaker?**
- 5. What is the response of the one(s) spoken to?**
- 6. When is this occurring?**
- 7. Where is this occurring?**
- 8. Where does this appear in Scripture?**
- 9. Are there any parallel passages?**
- 10. Are there any significant numbers?**
- 11. Are there any repeated phrases, words or themes?**
- 12. How is the speaker speaking: plainly or with figures of speech?**

List three of the seven rules for interpreting types:

- 1. Start with the clear statements of the New Testament concerning a type**
- 2. Stay with sound Scriptural doctrine - Types are only for illustration**
- 3. Take a type no further than the real point of likeness or contrast**
- 4. If a type is not clearly defined as such in the NT exercise extreme caution**
- 5. Refuse fanciful and farfetched interpretations of types**
- 6. Refuse unwarranted typological illustrations**
- 7. Look for Jesus - the Bible is Christocentric!**

Define and give both a generic and a scriptural example of:

Simile **expressed comparison**

Metaphor **implied comparison**

Hyperbole **exaggeration to make the point**

Irony **saying the opposite to make the point**

Ellipsis **leaving something out**

Synecdoche **part for the whole or vice versa**

Metonymy **“other name” attribute stands for the thing itself**

Parenthesis **breaking off to speak of another topic**

Digression **The subject actually changes to another subject**

## APPENDIX A PROPHECIES CONCERNING MESSIAH AND THEIR FULFILLMENT

Genesis 3:15 ➔ “seed of a woman” Luke 2:7; Galatians 4:4

Genesis 12:3 ➔ “descendant of Abraham” Matthew 1:1; Acts 3:25; Galatians 3:16

Genesis 17:19 ➔ “descendant of Isaac” Matthew 1:2; Romans 9:7

Numbers 24:17 ➔ “descendant of Jacob” Matthew 1:2

Genesis 49:10 ➔ “descendant of Judah” Matthew 1:2

Isaiah 11:1 ➔ “descendant of Jesse” Matthew 1:6

Isaiah 9:7 ➔ “heir to the throne of David” Matthew 1:1; 1:6

Micah 5:2 ➔ “born in Bethlehem” Matthew 2:1

Isaiah 7:14 ➔ “born to a virgin” Matthew 1:18

Hosea 11:1 ➔ “called out of Egypt” Matthew 2:14-21

Isaiah 9:1b-2 ➔ “ministry in Galilee” Matthew 4:12-16

Deuteronomy 18:15 ➔ “ministered as a prophet” John 6:14

Psalms 110:4 ➔ “ministered as a priest (though not a Levite)” Hebrews 5:1-10; 7:1-28

Isaiah 53:3 ➔ “rejected by the Jews” John 1:11; 5:43; Luke 23:18; Acts 3:14-15

Isaiah 11:2 ➔ “Spirit of wisdom and understanding” Matthew 13:54

Isaiah 35:5-6 ➔ “deaf, dumb, blind and lame healed” Luke 7:22

Isaiah 61:1 ➔ “good news preached to the poor and broken hearted” Luke 7:22

Zechariah 9:9 ➔ “humble entry on a donkey” John 12:13-14

Psalms 41:9 ➔ “betrayed by a friend” Mark 14:10

Zechariah 11:12 ➡ “sold for 30 pieces of silver” Matthew 26:15

Zechariah 11:13 ➡ “money cast down in temple” Matthew 27:5

Zechariah 11:13 ➡ “money given to a potter” Matthew 27:7

Isaiah 53:8 ➡ “condemned without a fair trial” Matthew 27:1

Psalms 35:11-12 ➡ “accused by false witnesses” Matthew 26:59-61

Isaiah 50:6 ➡ “beaten and spit upon” Mark 14:65, Matthew 27:30

Psalms 129:3 ➡ “scourged” John 19:1

Psalms 102: ➡ “mocked” Matthew 27:29-31

Psalms 22:6-8 ➡ “taunted with ‘No help from God for you!’” Matthew 27:39-43

Psalms 22:16 ➡ “hands and feet pierced” John 19:23; 20:25

Psalms 22:18 ➡ “clothing parceled out, but one piece gambled for whole” John 19:23-24

Psalms 22:7 ➡ “insulted while dying with wagging heads and scorn” Matthew 27:39

Isaiah 53:12 ➡ “crucified with sinners” Matthew 27:38

Psalms 69: 21 ➡ “given gall and vinegar to drink” Matthew 27:34; 48

Psalms 34:20 ➡ “no bones broken” John 19:33

Psalms 22:1 ➡ “forsaken of God” Matthew 27:46

Daniel 9:24-26 ➡ “died at the appointed time foretold to Daniel” note 1 below

Isaiah 53:9 ➡ “buried in a rich man’s tomb” Matthew 27:57-60

Psalms 16:10 ➡ “raised from the dead” Matthew 28:5-9

Hosea 6:2 ➡ “rise from the dead on the third day” Matthew 27:57-28:6 note 2 below



**Note 1:** Seven seventies (490 years) is the determined time. The death of Christ happened at the Passover in the month Nisan, in the four thousand seven hundred and forty-sixth year of the Julian period. Four hundred and ninety years, reckoned back from the above year, leads us directly to the month Nisan in the four thousand two hundred and fifty-sixth year of the same period; the very month and year in which Ezra had his commission from Artaxerxes Longimanus, king of Persia, to restore and rebuild Jerusalem.

**Note 2:** Christ was in the tomb for the part of one day, a whole day and the part of another day. Legally three days as reckoned by the Jews, but closer to two days if reckoned by the hour meter on the tomb.

## GLOSSARY

**Amen** -- means "so be it" or "it is certainly so."

**Aramaic** - A family of languages (traditionally referred to as "dialects") belonging to the Semitic family. More specifically, it is a part of the Northwest Semitic subfamily, which also includes Canaanite languages such as Hebrew and Phoenician. The Aramaic script was widely adopted for other languages and is ancestral to both the Arabic and modern Hebrew alphabets. It was the language that Jesus probably used the most and the language of large sections of the biblical books of Daniel and Ezra, and is the main language of the Talmud.

**Anthropomorphism** - Ascribing human attributes to God.

**Apocrypha** - The Apocrypha is the title given to 14 books included in the Roman Catholic canon of Scripture between the OT and the NT. Apocrypha means "hidden things" and originally implied that these writings were only for the "inner circle - kept for the wise among the people. Later it came to identify the obscurity of origin and authorship of these books. They were never accepted as Scripture by the Jews and were never quoted by Jesus, the Apostles. The early Church did not accept them as Scripture.

**Apologetics** – Presents a rational basis for the Christian faith, defending the faith against objections.

**Bibliology** – The Study of the Bible, including its origin, preservation, interpretation, inerrancy, infallibility, canonicity, authority, and languages.

**Biblical Worldview** - A personal perspective on humanity, deity and the rest of the universe based on the Bible. The Protestant biblical worldview includes eight beliefs:

- Absolute truth exists.
- The source of moral truth is the Bible.
- The Bible is without error in all of its teachings.
- That eternal spiritual salvation cannot be earned through works while on earth.
- Jesus led a sinless life while on earth.
- Everyone has a responsibility to share their religious beliefs with others.
- Satan is a living entity, not just a symbol of evil.
- God is the creator of the universe, omnipotent, omniscient who still rules the universe today.

**Canon –canonicity** – The issue of what books should be included as Holy Scripture which has been settled. There are 66 books that are orthodox to all Christians.

**Catastrophism** – The doctrine that major changes in the earth's crust result from catastrophes rather than evolutionary processes.

**Digression** - The subject actually changes to another subject.

**Dynamic Equivalence** – A method or style used to convert source text (e.g. Hebrew or Greek) into another language (e.g. English). It attempts to convey the thought expressed in the source text using equivalent expressions from a contemporary language like English ('thought for thought' translating).

**Enigma** - Allegory in the form of a riddle.

**Exegesis** – From the Greek meaning to “lead out,” it is the critical explanation or interpretation of Biblical text.

**Fable** - Narrative allegory using personification.

**General Revelation** - Can be known by all: nature, history, conscience.

**Gospel** - Gospel means “good news” or “glad tidings,” specifically the Good News of Jesus’ life, death, and resurrection for our salvation, healing, and provision; and the hope of eternal life that Jesus made available to us by God's grace.

**Hermeneutics** - The study of the methodological principles of interpretation of the Bible.

**Hyperbole** – Exaggeration to make a point.

**Idiom** – Localized figure of speech in which words do not convey their usual meaning.

**Infallible** – Cannot fail.

**Illumination** - Process/God causes His special revelation to be understood by human heart.

**Inerrancy of the Scriptures** - Scripture, having been inspired by God the Holy Spirit, is free from all falsehood, fraud, or deceit. The sinfulness and human limits of the writers of Scripture did not introduce distortion or falsehood into God’s Word.

**Inspiration**- "to breathe in."

**Interrogatory** - Affirmation expressed in the form of a question sometimes called a rhetorical question.

**Immutable** - Cannot change.

**Koine** - The common form of Greek spoken and written during Hellenistic and Roman antiquity. Koine is the language of the Christian New Testament, of the Septuagint (the 3rd-century BC Greek translation of the Hebrew Bible), and of most early Christian theological writing by the Church Fathers. Koine Greek is also known as "Biblical", "New Testament" or "patristic" Greek.

**Paraphrase** - A restatement of a text in another form to clarify meaning or a restatement of a text in other words as a studying or teaching device.

**Papyrus** - Writing material made from papyrus reed, not very durable.

**Personification** - Ascribing personal attributes to animals or inanimate objects.

**Plenary** - Complete in every way.

**Pentateuch** - Same as Torah, first five books of Hebrew Scripture.

**Pseudepigrapha** - "Writings falsely attributed." Ongoing discovery and research provide differing lists of contents. A recent publication listed 52 writings. Some of the writings are anonymous; thus some scholars prefer the name "outside books" for all of these writings, emphasizing that they did not become part of canon.

**Septuagint** - A version of the Old Testament, so called because it was the work of seventy interpreters.

**Sopherim** - Jewish scholar and teacher (of law as based upon the Old Testament and accumulated traditions). The Hebrew word sopherim literally means "the counters;" the early scribes earned this title because they counted every letter of every book of Scripture to make sure they didn't leave out anything.

**Special Inspiration** - Process God caused Special Revelation communicated to man.

**Special Revelation** - Given to some for all: spoken, written, Walking Word.

**Synoptic Gospels** - Matthew, Mark, and Luke. Synoptic means with one eye, signifying that the synoptic gospels, as opposed to the gospel according to John, tend to have the same perspective on Jesus' ministry.

**Synecdoche** - a figure of speech in which a part is made to represent the whole or vice versa.

**Symbol as a Figure of Speech** - represents something else by association, resemblance, or convention, especially a material object used to represent something invisible.

**Testament** - The name of each general division of the canonical books of the sacred Scriptures; the Old Testament; the New Testament. The name is equivalent to covenant, and in our use of it, we apply it to the books which contain the old and new dispensations; that of Moses, and that of Jesus Christ.

**Torah** - first five books of Hebrew Scripture.

**Type as a Figure of Speech** - A metaphor using persons or objects to foreshadow.

**Typology** - An Old Testament person, place, thing, or occurrence that *prefigures* a person, place, thing, or occurrence found in the New Testament called the antitype.

**Uniformitarianism** - A geological doctrine. It states that current geologic processes, occurring at the same rates observed today, in the same manner, account for all of Earth's geological features. It assumes that geological processes are essentially unchanged today from those of the unobservable past, and that there have been no cataclysmic events in earth's history. As present processes are thought to explain all past events, the Uniformitarian slogan is, "the present is the key to the past."

**Vellum** - writing material from animal skins, durable, also called parchment.

**Verbal Inspiration** - each word of the original text is inspired.

## INDEX

### A

Acrostic, 73  
Allegory, 70  
Anthropomorphism, 71  
Antithesis, 73  
Apocrypha, 32  
Apocryphal books, 33  
Apologetics, 65  
Apostrophe, 71  
Apothegm, 73  
Aramaic, 48  
Authority, 63

### B

Biblical Culture, 18  
Biblical Interpreter, 68  
Biblical Timeline, 14, 22

### C

Chiasm, 74  
Classroom Setup, 8  
Clay tablets, 45  
Climax, 73  
Course Goal, 15  
Course Schedule, 16

### D

Dead Sea Scrolls, 44  
Digression, 71  
Doctrinal Statement of Faith, 66  
Dynamic Equivalence, 55

### E

Ellipsis, 74  
Enigma, 72

### F

Fable, 70  
**Formal Equivalence**, 130

### G

General Epistles, 36  
General Revelation, 56

### H

Hermeneutics, 18  
Historical book, 29  
Hyperbole, 72

### I

Illumination, 62  
Inspiration, 56  
Instructor Checklist, 11  
Interrogatory, 71  
Irony, 72

### M

Metaphor, 70  
Metonymy, 72

### N

Numerology, 89

### P

Papyrus, 45  
Parable, 73  
Paradox, 73  
Paraphrase, 130  
Parenthesis, 71  
Pentateuch, 29  
Personification, 71

Plenary Inspiration, 59

Poetical books, 30

**Process of Paraphrasing**, 131

Promoting the Class, 8

## **P**

Prophecy, 36

Prophetical books, 30

Proverb, 73

Pseudepigrapha, 34

Pseudepigraphical books, 34

Student Evaluations, 11

Symbol, 72

Synecdoche, 72

## **T**

Theistic Belief Systems, 19

**Torah**, 143

Type, 72

Typology, 85

## **U**

**Uniformitarianism**, 143

## **V**

Vellum, 45

## **S**

Scribes, 45

Scrolls and Codices, 45

Septuagint, 48

Seven Rules of Hermeneutics, 130

Simile, 70

Sopherim, 45

Special Revelation, 56

Statement of Faith Concerning, 65